

ONLEVE

ZÁBRADLÍ ZE SKLA



AN ONLEVEL PRODUCTION FILM

ONLEVEL - THE BIG FAT PROJECT

#THEBIGFATPROJECT



HELLO AND WELCOME!

We at **ONLEVEL** do not believe that our products are particularly sexy. In addition, it is not really worth mentioning that we are specialized in innovative design balustrade systems and frameless glass balustrades, as there are other people who claim the same. However, has any product ever really opened your eyes with wonder?

Start with a clear vision

The facts simply speak for themselves. All our products can be mounted considerably faster and easier with the added value of an eye-opening effect: Our products do not only provide premium performance and support on steps and stairs, or offer protection on balconies and galleries – with **ONLEVEL** you can reach much further with your project.

Innovative and Individual. With an Eye-opening Effect.

With **ONLEVEL** you can create your individual design and combine the elements as you like: You can either choose the required components from one of our systems or combine products from our different lines. Our products are not only very versatile in use but undergo strict inspections by leading international supervisory bodies and hold the required quality labels and certificates of different countries. The CE label for stainless steel, aluminium, die-cast zinc and glass products is among them, of course!

We are sure you have already seen our modular balustrade systems somewhere: for example in public buildings, shopping centres, museums, sports stadiums or airports, now its your chance to use our innovations, too.



Increasing options

What a beautiful and stylish design. And so slimline at the same time. That´s what our TL 60 in combination with the Top Cover solution is like.

Higher safety

Point fixings by **ONLEVEL** with especially large radii for increased safety at the construction site and as of now, also adjustable in its Cobolt version. This is absolute madness.



Trans Level by ONLEVEL. Our Experience. Your Benefit.

You can find **ONLEVEL**'s long-standing experience reflected in our products. The **ONLEVEL** systems are always easy to install, safe and solution-oriented:

- | Very simple mounting and adjustment options accessible from the mounting side only, we care about installers' safety and time
- | Top Cover cover profiles for wall or floor connection
- | Drainage holes, we care about the long term success
- | Extension pin holes for simple and straight installation, perfect joints every time
- | Thick anodised layer with 25µ, therefore also suitable for use in chloride and seawater environments, perfect for the UK market
- | Packed individually with sturdy protective film and cardboard packaging, we care about professional presentation
- | Practically all inspections and certificates for Europe and North America with type-tested statics
- | Modular system enables the combination of different components
- | Different finishes (plain aluminium, stainless steel look, light alloy – mill finish, and coloured to any RAL)
- | Mounting and planning aids, we care about making things easy
- | CAD in all formats at www.onlevel.com, unique in the industry
- | BIM at www.onlevel.com

For more flexibility

Especially simple mounting in staircase areas – onto steel, concrete and wood especially when combined with our Glasstop.



WHAT THE HELL ARE WE DOING

WE'RE ONLEVEL

This is not just a slogan. This is our philosophy. This is the way we work. For our customers – so that no unanswered questions remain as far as the installation, quality and design of system applications for balustrades and glass hardware is concerned and everything remains transparent. The spark of enthusiasm will also jump over to you, as to all those working with our products. We generate this enthusiasm because we love what we do.

ONLEVEL was founded in 2000 as a steelwork company and has since become established as a full-service provider for balustrade systems. Since 2015, **ONLEVEL** has been represented at 2 locations and with approx. 200 partners in Germany and abroad on 5 continents.

The company is managed in partnership by Iwan Oude Luttikhuis, Marcus Lenge, and Gary Dean (UK). Thanks to our Project and Trade divisions, designers, users and partners equally profit from our experiences and innovations.

Simply onlevelicious

Our customers experience innovative performance, passionate consultation and high implementation speed. The claim "Start a view beginning" forms part of our philosophy and is our mission at the same time: We have proven to the rather conservative construction industry that a new perception of things opens your eyes and sharpens your vision. Complexity decreases with every new development and every new product generation, which is a prerequisite for the corporate vision: [simply onlevelicious](#).

Our products can be mounted so much more quickly and easily than standard systems – that's your advantage. The quality of our products also searches for its match – as our products are very consciously developed in line with their practical application. The people we share this passion with are highly motivated, enjoy and give trust. As all of us know this, our products are that innovative, safe and transparent. Or, as we would put it: [simply onlevelicious](#).
















ONLEVEL products shine with application possibilities in a timelessly elegant and classical design. Whether for windows, balconies, staircases, buildings, façades – **ONLEVEL** offers a system including floor profiles, floor-to-ceiling glazings, point fixing systems and innovative clamping solutions for innumerable applications.

This does not sound as sexy as it looks. Nevertheless, you can give this system your individual look and combine it just as the fancy takes you. With **ONLEVEL** you can create your individual design yourself and combine things as you like: You can either choose the required components from one of our systems or combine products from our different lines. Our products are not only very versatile in use but undergo strict inspections by leading international supervisory bodies and hold the required quality labels and certificates of different countries. The CE label for stainless steel, aluminium, die-cast zinc and glass products is among them, for example.

ALSO VISIT US ONLINE AT WWW.ONLEVEL.COM

HERE YOU WILL FIND EVERYTHING CONCERNING MOUNTING INSTRUCTIONS, INSPECTION CERTIFICATES, CAD IN ANY FORMAT AND MUCH MORE!

CONTENTS

MODEL	MOUNTING	APPLICATION	GLASS THICKNESS	COLOR LINE	WATER DRAINAGE	COVER STRIP	PAGE
 STARTRACK	Top, ceiling and wall mounting	Private, commercial and public areas	8 - 12 mm				12
 SKYFORCE	0.5 kN exterior mount	Private, commercial and public areas	10 - 21.52 mm	✓		✓	16
 KRONOS	0.5 kN exterior and interior mount	Private, commercial and public areas	8 - 12.76 mm	✓		✓	34
 TL3010	0.74 kN top mount	Private, commercial and public areas	12 - 21.52 mm	✓	✓	✓	42
 TL3030	3.0 kN top mount	Commercial and commercial high frequent-ed areas	21.52 - 31.52 mm		✓		48
 TL3011	0.74 kN Side Mount	Private, commercial and public areas	12 - 21.52 mm	✓	✓	✓	54
 TL3031	3.0 kN Side Mount	Commercial and commercial high frequent-ed areas	21.52 - 31.52 mm		✓	✓	62
 TL4010	1.5 kN top mount	Private, commercial and public areas	12 - 21.52 mm	✓	✓		68
 TL5010	0.74 kN top mount	Private and commercial areas	12 - 21.52 mm		✓		74
 TL6010	0.74 kN top mount	Private and commercial areas	12 - 21.52 mm	✓	✓		82
 TL6030	3.0 kN top mount	Commercial and commercial high frequent-ed areas	21.52 - 31.52 mm		✓		88
 TL6011	0.74 kN Side Mount	Private and commercial areas	12 - 21.52 mm	✓	✓	✓	92
 TL6031	3.0 kN Side Mount	Commercial and commercial high frequent-ed areas	21.52 - 31.52 mm		✓		100
 TL6020	1.5 kN top mount	Private, commercial and public areas	12 - 21.52 mm	✓	✓		106
 TL6040	3.0 kN top mount	Commercial and commercial high frequent-ed areas	21.52 - 31.52 mm	✓	✓		112
 TL6021	1.5 kN Side Mount	Private, commercial and public areas	12 - 21.52 mm	✓	✓	✓	116
 TL6041	3.0 kN Side Mount	Commercial and commercial high frequent-ed areas	21.52 - 31.52 mm	✓	✓	✓	124
 COBOLT	0.5 kN Side Mount	Private and commercial areas	15 - 25.25 mm				138
 TL20	0.36 kN Side Mount	Private and commercial areas	min. 14 mm				142
 EMPIRE STATE POST	0.36 kN Side Mount	Private and commercial areas	8 - 12.76 mm				150
Top Cover & Floor Connect							130
Handrails & Rubbers							158
Bend-Fit							182
Accessories & Samples							186
FAQ							198



TOTAL TRANSPARENCY MEETS...

...a system of floor profiles and innovative clamping solutions for innumerable applications. This does not sound as sexy as it actually looks. You can give our system your look and combine it just as the fancy takes you: profiles, glass clamps and adapters with different handrails from aluminium, stainless steel and wood.

What sounds like a tongue-twister at first, opens up so many opportunities in a timelessly elegant and classical design: **frameless glass balustrades.**

They are suitable both for interior and exterior applications and you can choose between linear fixings with floor profiles or point fixings with glass adapters and glass clamps. In order to achieve total transparency, you can combine everything with round, square or oval handrails and have many additional advantages.

The cost factor:

The very easy installation saves time and money.

The safety factor:

National and international safety standards are guaranteed.

The flexibility factor:

Our comprehensive portfolio offers you so many possibilities.

Simply Individual Design. Ready. Steady. Go.

...TESTED SAFETY


Germany, Austria, Switzerland	      
Nederland, België, Luxemburg	     
France	    
United Kingdom	   
United States of America	
New Zealand	
Norway	

If you have further questions, please call: +44 (0) 161 804 9500

THE ONLEVEL END CAPS RIGHT AND LEFT.

Left Is Where Your Thumb Is On The Right.

The direction is always viewed from the fall side. Therefore you get it right when you are not on the balcony but in front of the building.



BETTER QUALITY. EXTREMELY ACCURATE. NO REWORKING.

Our products are made of steel, stainless steel V2A (304), V4A (outside) (316), light alloy up to steel of an especially high quality. We do not just use any plastic but thermoplastic and glass fibre reinforced polymers.

They are available in all reasonable shapes and the installation is as easy as can be, which saves you time and money. And what about design? Seems you can't open your eyes wide enough to see all of this beauty. Precisely tailored to your needs. Whether pre-assembled, cut or bent, **ONLEVEL** will prepare everything according to your wishes and preferences.

The material. Stainless steel V2A (304), V4A (exterior) (316)

Stainless steel V2A (304) is the normal industrial standard for interior applications. V4A (316) is primarily used for exterior applications and contains 2% of molybdenum ensuring high corrosion resistance. If you enjoy a magnificent sea view, our products are ideally suited for this purpose.

Of course, you can also use steel with a special protective coating. It is extremely **resilient** and even cost-effective. Our steel products are predestined both for interior and exterior applications. A nickel

sulphide layer protects them against corrosion. Apart from its functional, scratch resistant surface, steel with a protective coating is also suitable for powder coating: a congenial alliance between high wear resistance and a brilliant eye-catcher. And even cleaning is very easy: simply take warm water and soap – done!

Light alloy stands out due to its weight advantage and its high resilience at the same time. It is adequate both for interior and exterior applications. Its naturally occurring oxide layer protects it against corrosion. This protection has been additionally increased due to the so-called "anodising process" creating a layer thickness of 25µ, which means you are on the safe side in any wind and weather. Light alloy products can be cleaned with warm water and soap sud.

Die-cast zinc products are not only sturdy but also particularly economic. Nevertheless these products are susceptible to corrosion and should therefore be protected by a lacquer or coating and used for interior applications only. They can easily be cleaned with warm water and soap sud.

Attention: For batch and production related reasons, anodised aluminium surfaces may show differences in the surface finish. Within the scope of technical possibilities, **ONLEVEL** tries to keep these differences as small as possible. However, they cannot be ruled out completely. **Differences in the surface finish do therefore not constitute grounds for a complaint.**

STARTRACK

Clamping Rail for All-Glass Installations and Partition Walls

Outer Space – Endless Widths

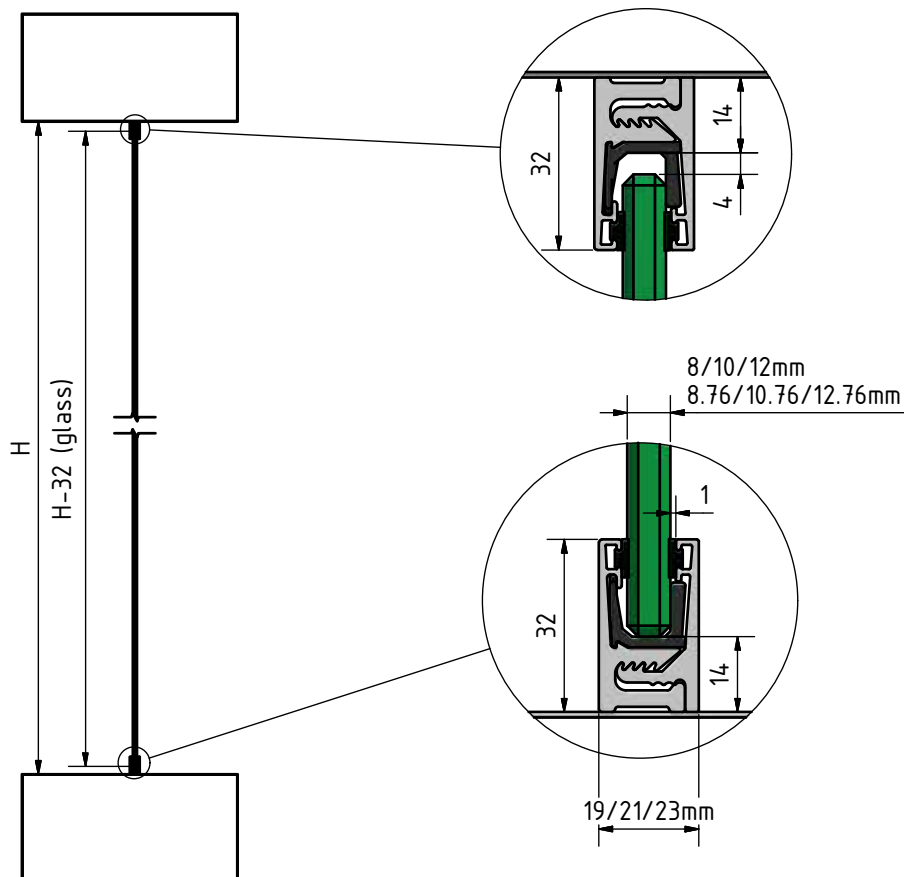
We're in the year 2019. These are the adventures of ONLEVEL travelling with its crew to realise new ideas – new products and new systems. Many light years away from the conservative mindset, ONLEVEL reaches galaxies which man has never seen before. There is no easier and faster installation – with this unrivalled safety.


Why is **STARTRACK** not only unique but also the fastest and the most beautiful?

- One: The first completely pre-assembled partition wall system for glass. This greatly reduces the installation effort!
- Two: Integrated glass fixing for glass thicknesses from 8 - 12 mm. A pre-assembled rubber seal for all glass thicknesses!
- Three: Integrated seals instead of applying silicone – no more troublesome insertion of rubber seals!
- Four: Fabulous looks – minimalistic, almost invisible glass support rubbers.

Essential Features

- | Top, ceiling and wall mounting
- | Floor-to-ceiling glazings
- | Completely pre-assembled partition wall system for glass
- | Almost invisible glass support rubbers
- | Glass height up to 3000 mm
- | Relation of glass height to width 3:1





Integrated glass support
rubbers for 8 - 12,76 mm glass

The glass thickness
is adjustable

Cover profile can simply be
inserted.

Almost invisible
glass support rubbers

STARTRACK | TOP, CEILING AND WALL MOUNTING

Startrack Glass Profile



- | Including pre-assembled glass rubber profiles and glass fixing parts
- | Glass thickness 8/10/12 mm, 8.76/10.76/12.76 mm
- | Sales unit: 1 piece

Model 0100	Mill finish	Plain aluminium	RAL coloured
Length	Art. no.	Art. no.	Art. no.
3000	20.0100.003.10	20.0100.003.11	20.0100.003.13/16/18
6000	20.0100.006.10	20.0100.006.11	20.0100.006.13/16/18

Startrack End Cap



- | Sales unit: 1 piece

Model 9001	Mill finish	Plain aluminium	RAL coloured
Glass thickness	Art. no.	Art. no.	Art. no.
8/8,76 mm	20.9001.008.10	20.9001.008.11	20.9001.008.13/16/18
10/10,76 mm	20.9001.010.10	20.9001.010.11	20.9001.010.13/16/18
12/12,76 mm	20.9001.012.10	20.9001.012.11	20.9001.012.13/16/18

Startrack Spare Glass Rubbers



- | Supplementary article in case of loss or damage of the pre-assembled glass rubber seal
- | Glass thickness 8/10/12 mm, 8.76/10.76/12.76 mm
- | Length: 25 m
- | Sales unit: 1 piece


Model 9100	Rubber
	Art. no.
	20.9100.025.60

Startrack Mounting Screw



- | Ø 8 x 60 mm
- | Sales unit: 50 pieces

Model 9010	zinc-plated steel (inside)
	Art. no.
	20.9010.860.81



SKYFORCE

Fall Protections for Juliet Balconies

The System of Invisibility.

Once again **ONLEVEL** sets innovative trends with the **SKYFORCE** fall protection for juliet balconies. It is the first practically invisible system application. But what is even better: It is the best and most cost-effective system application on the market. There is no system which can be mounted easier and quicker. This saves you unnecessary frustration and gives you valuable additional time and profit potential. Thanks to the **ONLEVEL** "Prefabricated System", you save 45 minutes of mounting time per set.

We have consistently implemented both the quick and easy installation as well as the classical and timeless design. The fall protection can be easily installed behind the shutter guide rails with simple tools. As a matter of course, **SKYFORCE** is also compatible with any window profile: Thanks to our unrivalled and predestined Slide & Click Technique, the system can be mounted directly onto the window frame or masonry. Best of all, you can cover all glass thicknesses, heights and widths with only one profile.



Essential Features

- | Easy ordering thanks to packaging sets of 900, 1000 and 1100 mm
- | **ONLEVEL** Prefabricated System - Mounting advantage of up to 45 minutes per set
- | Storage lengths of 5000 mm available to allow customer-made solutions
- | With drainage channels
- | Nearly tool-free installation
- | Colour design possible according to RAL
- | Suitable for plastic, aluminium wooden and metal frames
- | With General Building Inspection Test Certificate ABP and BS6180
- | **SKYFORCE** glass dimensions acc. to ABP:

Glass width up to	Glass thickness	Glass height
1200 mm	10.76 mm	800 - 1200 mm
1400 mm	12.76 mm	500 - 1200 mm
1700 mm	16.76 mm	500 - 1200 mm
3000 mm	21.52 mm	300 - 1200 mm

For additional special dimensions, please refer to the test certificates.




TESTED
according to
BS6180



Quick and simple mounting

Different finishes

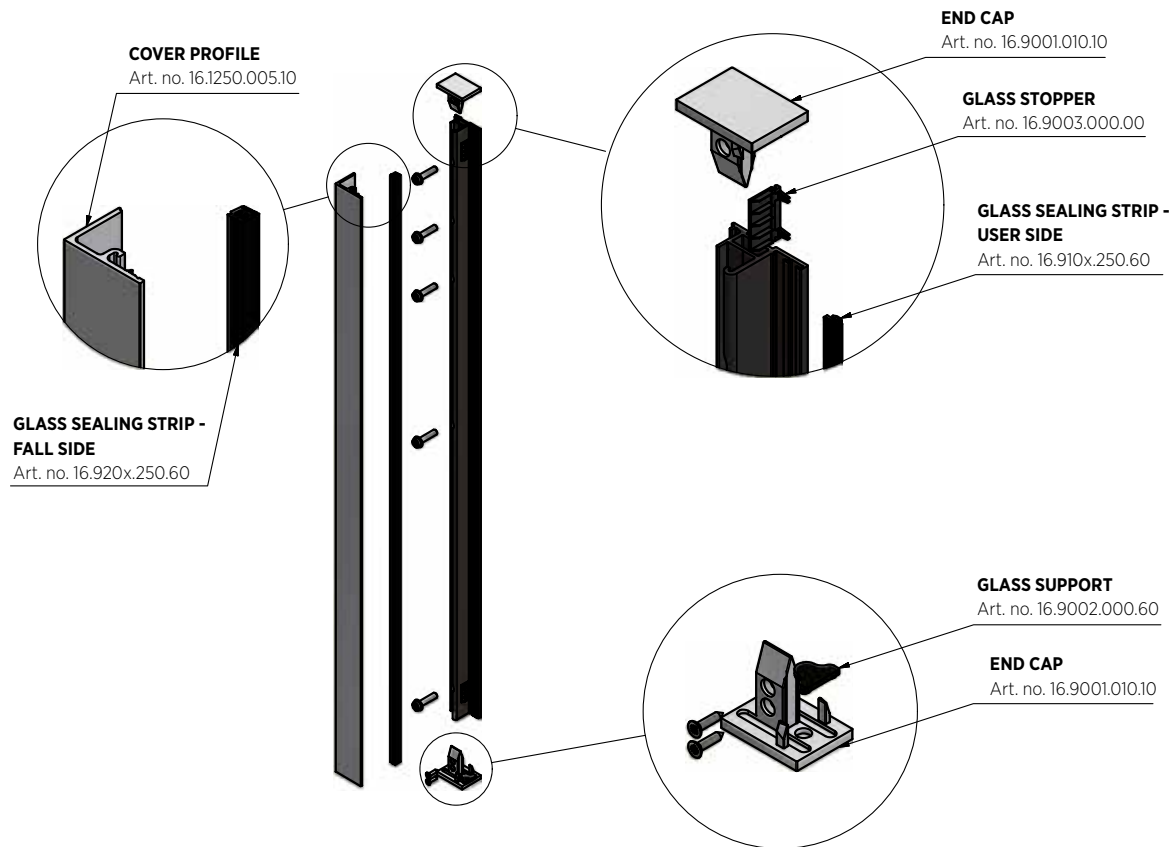


Available for different glass thicknesses, pre-assembled as set

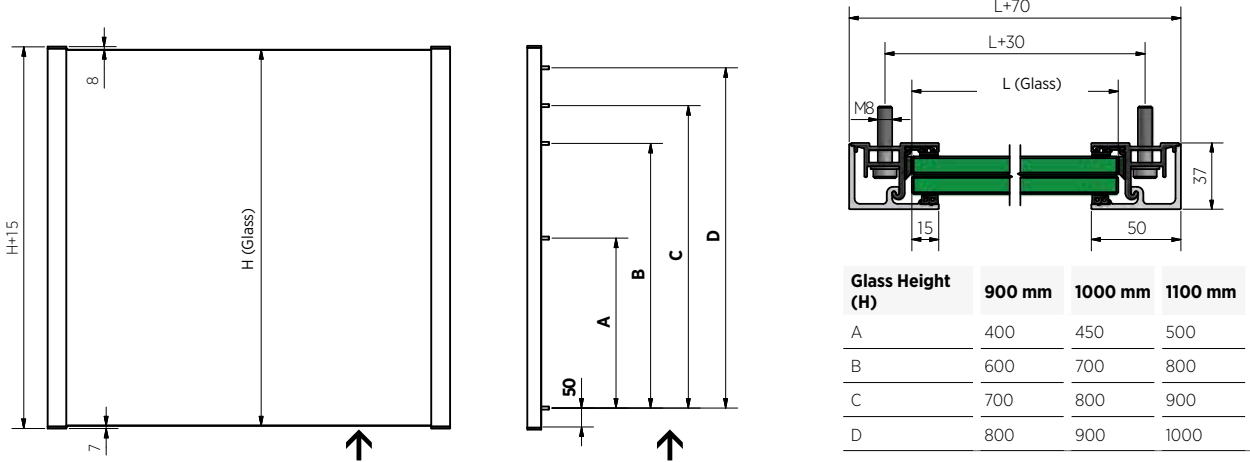
The coolest of all names



SKYFORCE TOP MOUNT



Glass Dimensions Skyforce Top Mount



SKYFORCE | EXTERIOR MOUNT | PRE-SIZED FINISHED KITS

Surface finish code for your Skyforce order

- .10 Aluminium, mill finish
- .11 Aluminium, anodised
- .13 RAL glossy
- .16 RAL structured matt
- .18 RAL matt
- .16sb RAL structured matt in Stealth Black colour

Example: You order your 16.1009.010.**16** profile and receive it with “structured matt” surface finish and a colour of your choice. If you´d like to learn more about our colour structures, you can order one of our colour charts – Art. no.: 85.7003.001.00 at info@onlevel.com.

Juliet balcony, 2-part complete set, top mount



Height:	500 mm	700 mm	900 mm	1000 mm	1100 mm	1200 mm
Rubber set for	Art. no.	Art. no.	Art. no.	Art. no.	Art. no.	Art. no.
10 - 11 mm	16.1005.010.xx	16.1007.010.xx	16.1009.010.xx	16.1010.010.xx	16.1011.010.xx	16.1012.010.xx
12-13.5 mm	16.1005.012.xx	16.1007.012.xx	16.1009.012.xx	16.1010.012.xx	16.1011.012.xx	16.1012.012.xx
15 mm	16.1005.015.xx	16.1007.015.xx	16.1009.015.xx	16.1010.015.xx	16.1011.015.xx	16.1012.015.xx
16 - 17.5 mm	16.1005.016.xx	16.1007.016.xx	16.1009.016.xx	16.1010.016.xx	16.1011.016.xx	16.1012.016.xx
19 mm	16.1005.019.xx	16.1007.019.xx	16.1009.019.xx	16.1010.019.xx	16.1011.019.xx	16.1012.019.xx
20 - 21.5 mm	16.1005.020.xx	16.1007.020.xx	16.1009.020.xx	16.1010.020.xx	16.1011.020.xx	16.1012.020.xx

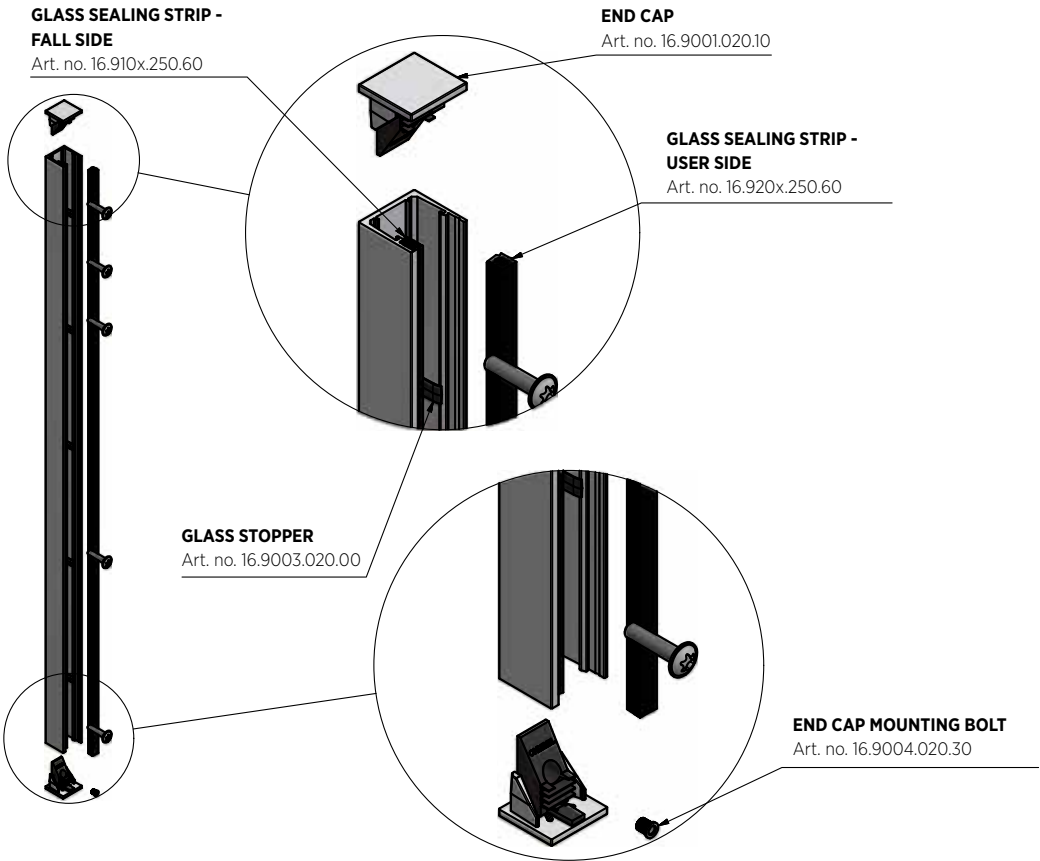
Juliet balcony, centrepiece, top mount



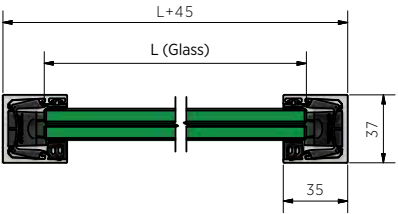
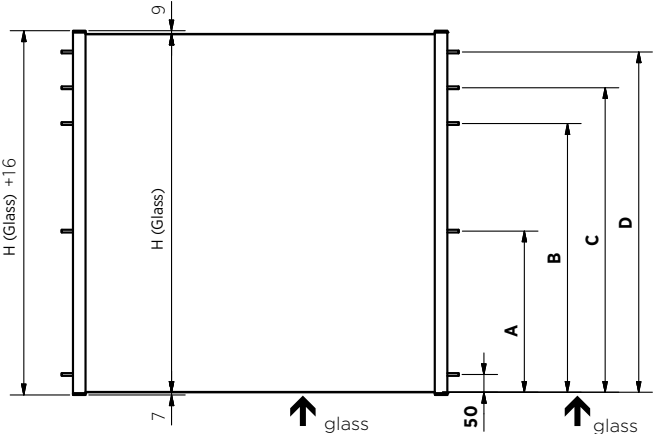
Height:	500 mm	700 mm	900 mm	1000 mm	1100 mm	1200 mm
Rubber set for	Art. no.	Art. no.	Art. no.	Art. no.	Art. no.	Art. no.
10 - 11 mm	16.1505.010.xx	16.1507.010.xx	16.1509.010.xx	16.1510.010.xx	16.1511.010.xx	16.1512.010.xx
12-13.5 mm	16.1505.012.xx	16.1507.012.xx	16.1509.012.xx	16.1510.012.xx	16.1511.012.xx	16.1512.012.xx
15 mm	16.1505.015.xx	16.1507.015.xx	16.1509.015.xx	16.1510.015.xx	16.1511.015.xx	16.1512.015.xx
16 - 17.5 mm	16.1505.016.xx	16.1507.016.xx	16.1509.016.xx	16.1510.016.xx	16.1511.016.xx	16.1512.016.xx
19 mm	16.1505.019.xx	16.1507.019.xx	16.1509.019.xx	16.1510.019.xx	16.1511.019.xx	16.1512.019.xx
20 - 21.5 mm	16.1505.020.xx	16.1507.020.xx	16.1509.020.xx	16.1510.020.xx	16.1511.020.xx	16.1512.020.xx



SKYFORCE SIDE MOUNT



Glass Dimensions Skyforce Side Mount



Height (H)	900 mm	1000 mm	1100 mm
A	450	500	550
B	650	750	850
C	750	850	950
D	850	950	1050

SKYFORCE SIDE | EXTERIOR MOUNT | PRE-SIZED FINISHED KITS

Surface finish code for your Skyforce order

- .10 Aluminium, mill finish
- .11 Aluminium, anodised
- .13 RAL glossy
- .16 RAL structured matt
- .18 RAL matt
- .16sb RAL structured matt in Stealth Black colour

Example: You order your 16.1009.010.**16** profile and receive it with “structured matt” surface finish and a colour of your choice. If you´d like to learn more about our colour structures, you can order one of our colour charts – Art. no.: 85.7003.001.00 at info@onlevel.com.

Juliet balcony, side, 2-part complete set, soffit installation



Height:	500 mm	700 mm	900 mm	1000 mm	1100 mm	1200 mm
Rubber set for	Art. no.	Art. no.	Art. no.	Art. no.	Art. no.	Art. no.
10 - 11 mm	16.2005.010.xx	16.2007.010.xx	16.2009.010.xx	16.2010.010.xx	16.2011.010.xx	16.2012.010.xx
12-13.5 mm	16.2005.012.xx	16.2007.012.xx	16.2009.012.xx	16.2010.012.xx	16.2011.012.xx	16.2012.012.xx
15 mm	16.2005.015.xx	16.2007.015.xx	16.2009.015.xx	16.2010.015.xx	16.2011.015.xx	16.2012.015.xx
16-17.5 mm	16.2005.016.xx	16.2007.016.xx	16.2009.016.xx	16.2010.016.xx	16.2011.016.xx	16.2012.016.xx
19 mm	16.2005.019.xx	16.2007.019.xx	16.2009.019.xx	16.2010.019.xx	16.2011.019.xx	16.2012.019.xx
20-21.5 mm	16.2005.020.xx	16.2007.020.xx	16.2009.020.xx	16.2010.020.xx	16.2011.020.xx	16.2012.020.xx



SKYFORCE SOUND SHIELD

Surface finish code for your Skyforce order

- .10 Aluminium, mill finish
- .11 Aluminium, anodised
- .13 RAL glossy
- .16 RAL structured matt
- .18 RAL matt
- .16sb RAL structured matt in Stealth Black colour

Example: You order your 16.1009.010.**16** profile and receive it with “structured matt” surface finish and a colour of your choice. If you’d like to learn more about our colour structures, you can order one of our colour charts – Art. no.: 85.7003.001.00 at info@onlevel.com.

Juliet balcony, 2-part complete set, sound insulation



| F***, what a noise! Luckily, there is Sound Shield by ONLEVEL. Simply mount it in front of your window and enjoy heavenly quiet.

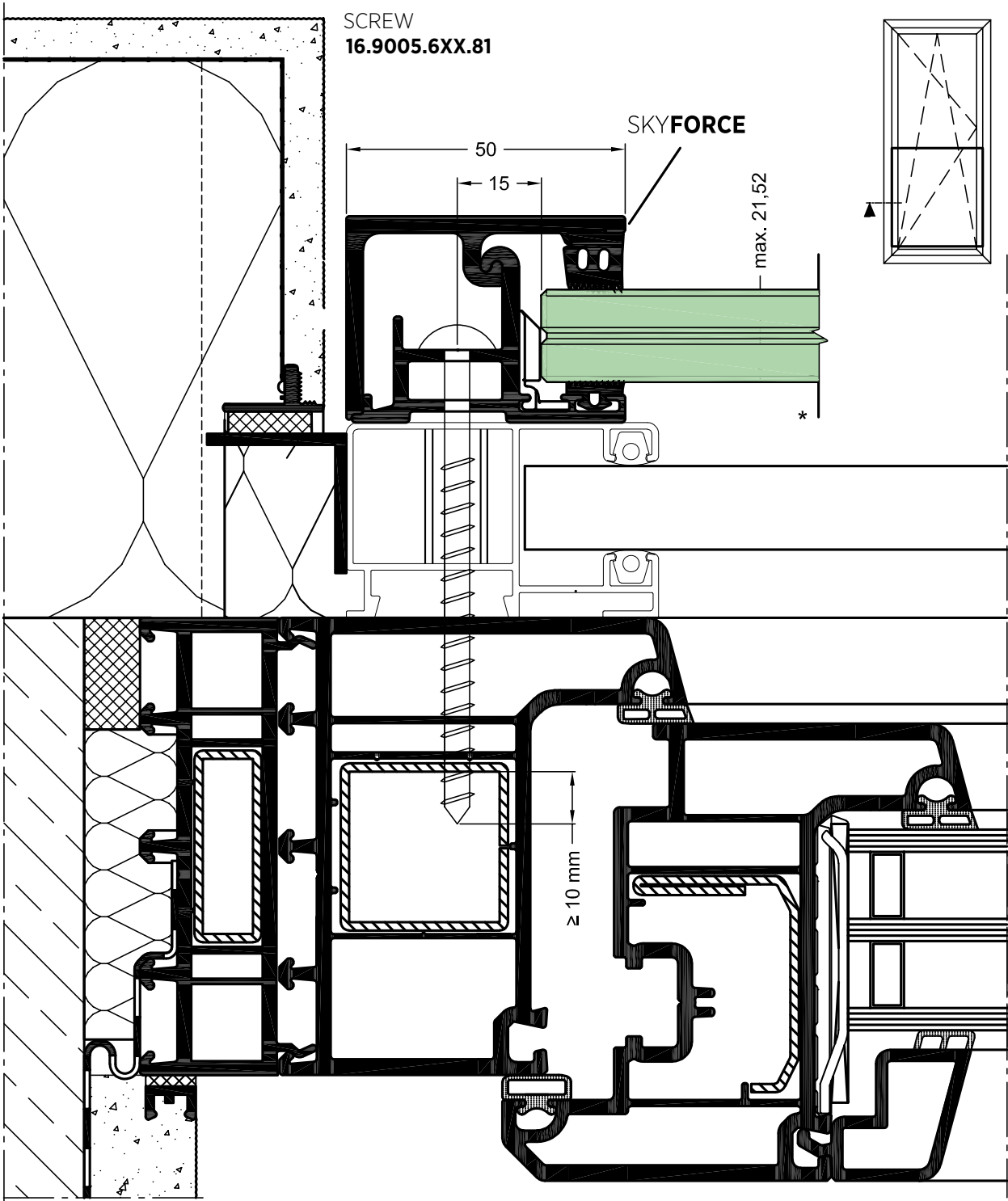
SKYFORCE TOP

Height:	2000 mm	2500 mm	3000 mm
Rubber set for	Art. no.	Art. no.	Art. no.
10 - 11 mm	16.1020.010.xx	16.1025.010.xx	16.1030.010.xx
12-13.5 mm	16.1020.012.xx	16.1025.012.xx	16.1030.012.xx
15 mm	16.1020.015.xx	16.1025.015.xx	16.1030.015.xx
16 - 17.5 mm	16.1020.016.xx	16.1025.016.xx	16.1030.016.xx
19 mm	16.1020.019.xx	16.1025.019.xx	16.1030.019.xx
20-21.5 mm	16.1020.020.xx	16.1025.020.xx	16.1030.020.xx

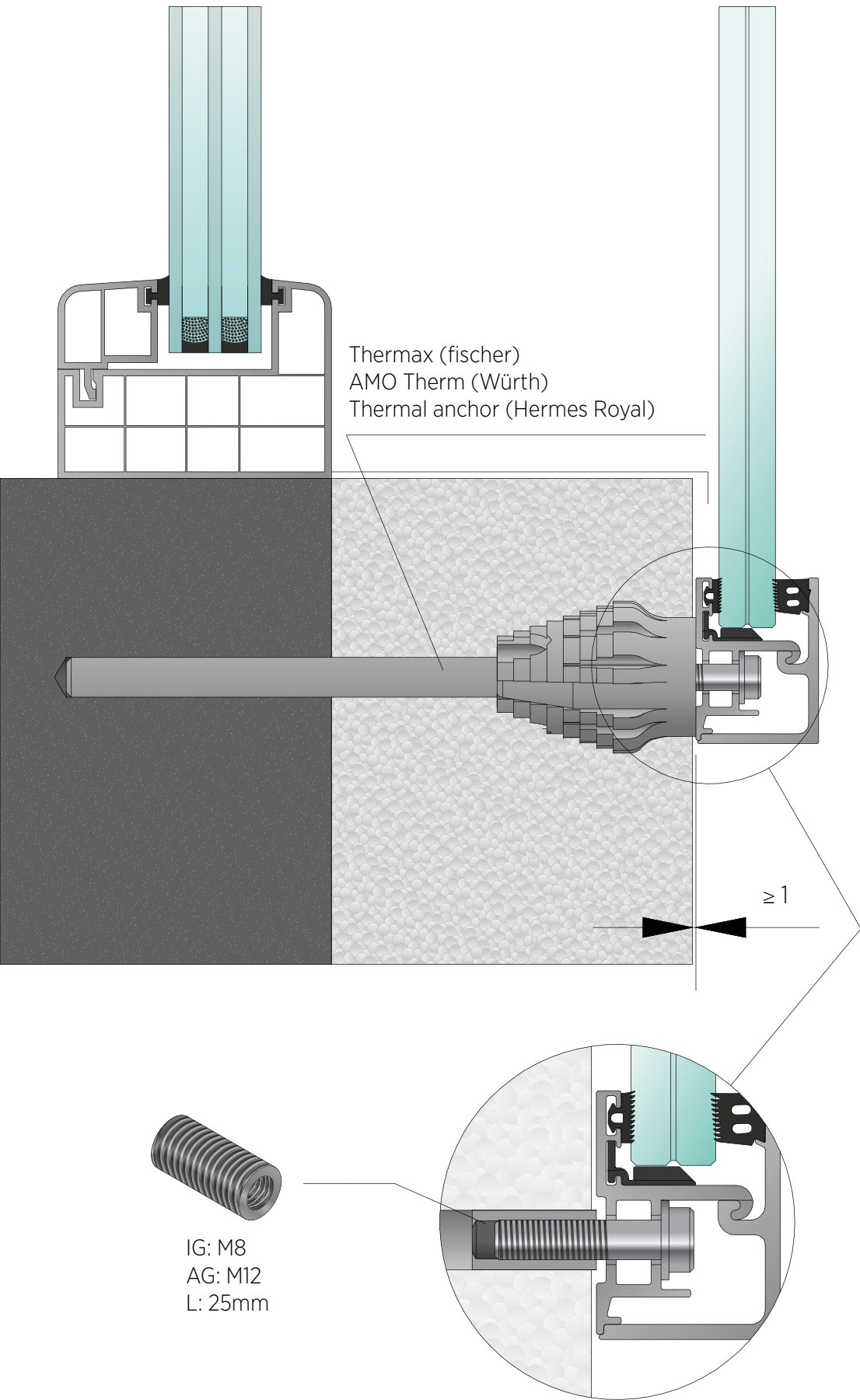
SKYFORCE SIDE

Height:	2000 mm	2500 mm	3000 mm
Rubber set for	Art. no.	Art. no.	Art. no.
10 - 11 mm	16.2020.010.xx	16.2025.010.xx	16.2030.010.xx
12-13.5 mm	16.2020.012.xx	16.2025.012.xx	16.2030.012.xx
15 mm	16.2020.015.xx	16.2025.015.xx	16.2030.015.xx
16 - 17.5 mm	16.2020.016.xx	16.2025.016.xx	16.2030.016.xx
19 mm	16.2020.019.xx	16.2025.019.xx	16.2030.019.xx
20-21.5 mm	16.2020.020.xx	16.2025.020.xx	16.2030.020.xx

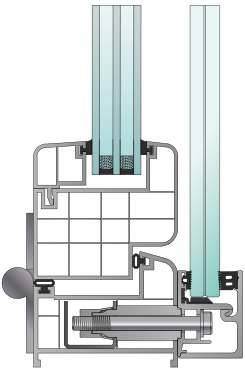
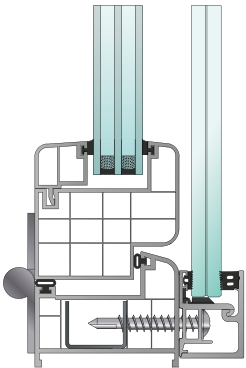
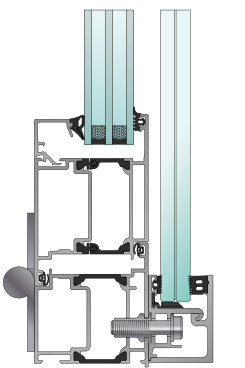
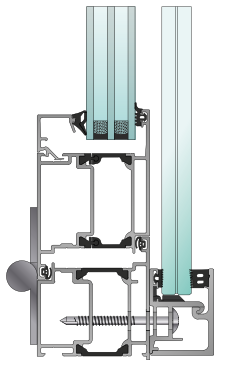
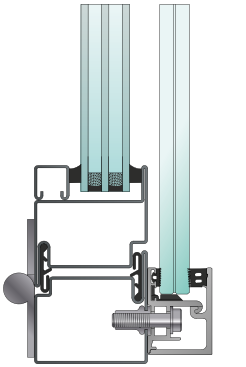
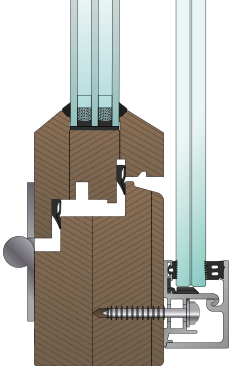
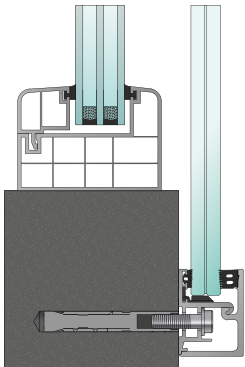
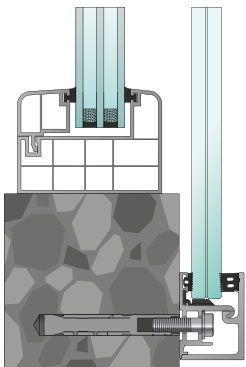
Skyforce – Shutter Guide Profile Installation Example



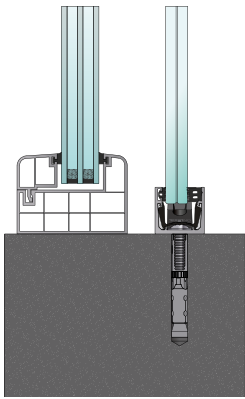
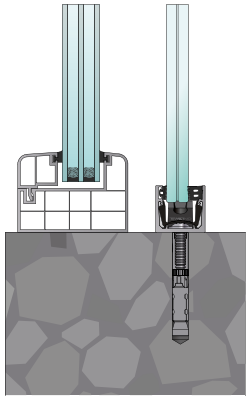
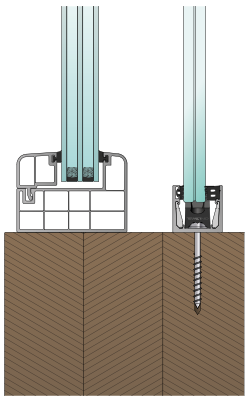
Skyforce – Thermal Insulation Installation Example



Application Overview TOP Mount

plastic frames		plastic frames self-tapping screw		aluminium frames	
aluminium frames self-tapping screw		steel frames		wooden frames	
concrete frames		stone frames			

Application Overview SIDE Mount

concrete frames		stone frames		wooden frames	
-----------------	---	--------------	---	---------------	---

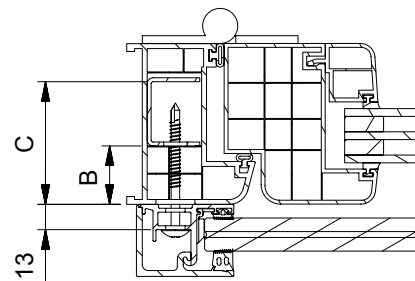
SKYFORCE | FIXING ANCHOR

Fixing anchor for plastic frames with steel core, self-tapping, Top Mount

- | The screw needs a 1.5 mm steel core in the frame profile
- | Finish exterior application: V4A (exterior)
- | Sales unit: 10 pieces



Model 9005			Zinc-plated steel
Length	B	C (min.)	Art. no.
45 mm	0 - 14 mm	35 mm	16.9005.604.81
55 mm	15 - 24 mm	45 mm	16.9005.605.81
65 mm	25 - 34 mm	55 mm	16.9005.606.81
75 mm	35 - 44 mm	65 mm	16.9005.607.81
85 mm	45 - 54 mm	75 mm	16.9005.608.81
95 mm	55 - 64 mm	85 mm	16.9005.609.81
105 mm	65 - 74 mm	95 mm	16.9005.610.81
125 mm	75 - 94 mm	115 mm	16.9005.612.81
150 mm	95 - 120 mm	140 mm	16.9005.615.81



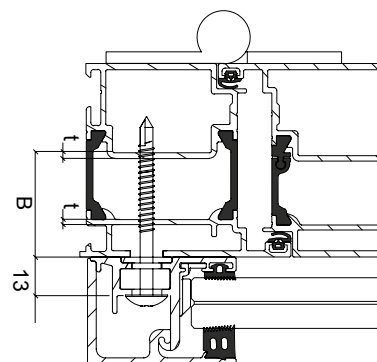
Refer to the test report for the number of fixings

Fixing anchor for aluminium frames with steel core, self-tapping, Top Mount

- | The screw needs two walls with t total ≥ 3.2 mm
- | Finish exterior application: V4A (exterior)
- | Sales unit: 10 pieces



Model 9005		Zinc-plated steel
Length	B	Art. no.
45 mm	0 - 20mm	16.9005.604.81
55 mm	20 - 30mm	16.9005.605.81
65 mm	30 - 40mm	16.9005.606.81
75 mm	40 - 50mm	16.9005.607.81
85 mm	50 - 60mm	16.9005.608.81
95 mm	60 - 70mm	16.9005.609.81
105 mm	70 - 80mm	16.9005.610.81
125 mm	80 - 100mm	16.9005.612.81
150 mm	100 - 125mm	16.9005.615.81

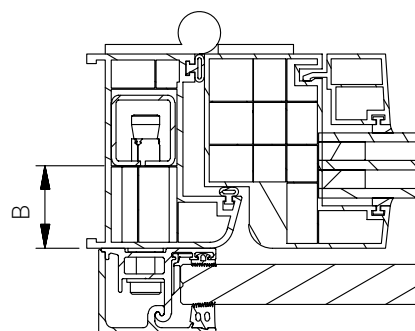


Fixing anchor for plastic frames with steel core, Top Mount

- | Finish exterior application: V4A (exterior)
- | Sales unit: 10 pieces



Model 9005	V4A (exterior)
Frame	Art. no.
15 mm	16.9005.815.30
20 mm	16.9005.820.30
25 mm	16.9005.825.30
30 mm	16.9005.830.30
35 mm	16.9005.835.30
40 mm	16.9005.840.30
45 mm	16.9005.845.30
50 mm	16.9005.850.30



Fixing anchor for aluminium frames, Top Mount



| Finish exterior application: V4A (exterior)
| Sales unit: 10 pieces

Model 9006	V4A (exterior)
Art. no.	
16.9006.835.30	

Fixing anchor for steel frames, Top Mount



| Finish exterior application: V4A (exterior)
| Sales unit: 10 pieces

Model 9008	V4A (exterior)
Art. no.	
16.9008.835.30	

Fixing anchor for concrete frames, Top Mount



| Finish exterior application: V4A (exterior)
| Sales unit: 10 pieces

Model 9009	V4A (exterior)
Art. no.	
16.9009.835.30	

Fixing anchor for stone frames, Top Mount



| Finish exterior application: V4A (exterior)
| Sales unit: 10 pieces

Model 9010	V4A (exterior)
Art. no.	
16.9010.835.30	

Fixing anchor for wooden frames, Top and Side Mount



| Finish exterior application: V4A (exterior)
| Ø 6x60 mm
| Sales unit: 10 pieces

Model 9007	V4A (exterior)
Art. no.	
16.9007.850.30	

Fixing anchor for aluminium and steel frames, Side Mount



| Finish exterior application: V4A (exterior)
| Sales unit: 10 pieces

Model 1190	V4A (exterior)
Art. no.	
91.1190.812.30	

Fixing anchor for concrete frames, Side Mount



| Finish exterior application: V4A (exterior)
| Sales unit: 10 pieces

Model 9029	V4A (exterior)
Art. no.	
16.9029.835.30	

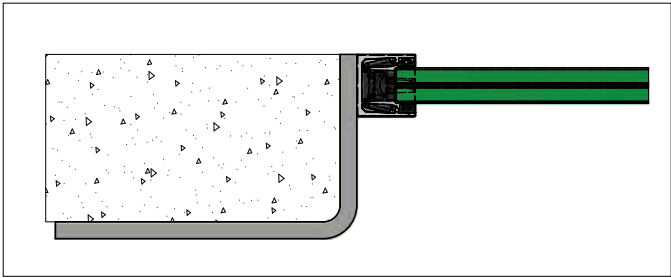
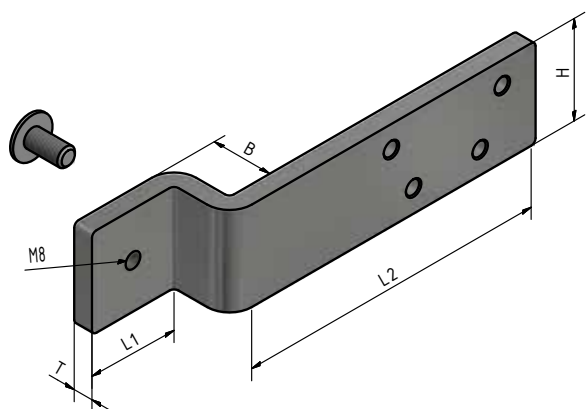
Fixing anchor for stone frames, Side Mount



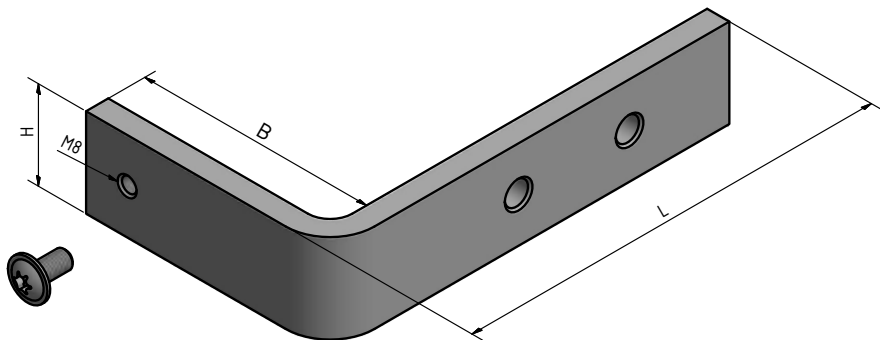
| Finish exterior application: V4A (exterior)
| Sales unit: 10 pieces

Model 9020	V4A (exterior)
Art. no.	
16.9020.835.30	

Skyforce Side – Aluminium and Steel Installation Example



Available upon request



Distance sleeve for fixing anchor



- | Diameter: 16 mm
- | Surface finish: Aluminium black anodised
- | Sales unit: 10 pieces

Model 9320	Aluminium
Length	Art. no.
10.5 mm	16.9320.010.15
16 mm	16.9320.016.15
20.5 mm	16.9320.020.15

Skyforce assembly tool



- | Mounting aid for rubber seal
- | Sales unit: 1 piece

Model 0100	
	Art. no.
	90.0100.105.00

Skyforce drill stop



| For drill diameters Ø 4 - 10 mm
| Sales unit: 1 piece

Model 0100	
Art. no.	
	90.0100.106.00

Skyforce rivet tool



| Lever riveting tools for Skyforce blind rivets
| Sales unit: 1 piece

Model 0100	
Art. no.	
	90.0100.140.00

Edge protection, self-adhesive, V4A brushed



| Height: 6 mm
| Thickness: 1 mm
| Shape: flat
| Compatible with PVB films
| Sales unit: 1 piece

Model 2111		Length 1000 mm	Length 1500 mm	Length 2000 mm	Length 4000 mm
Width	for glass thickness	Art. no.	Art. no.	Art. no.	Art. no.
14	10.76 - 11.52 mm	12.2111.141.31	12.2110.141.31	12.2112.141.31	12.2114.141.31
16	12.76 - 13.52 mm	12.2111.161.31	12.2110.161.31	12.2112.161.31	12.2114.161.31
20	16.76 - 17.52 mm	12.2111.201.31	12.2110.201.31	12.2112.201.31	12.2114.201.31
24	20.76 - 21.52 mm	12.2111.241.31	12.2110.241.31	12.2112.241.31	12.2114.241.31
28	25 - 25.52 mm	12.2111.281.31	12.2110.281.31	12.2112.281.31	12.2114.281.31

Edge protection, self-adhesive, aluminium mill finish



| Height: 7 mm
| Thickness: 1 mm
| Shape: round
| Compatible with PVB films
| Sales unit: 1 piece

Model 2111		Length 1000 mm	Length 1500 mm	Length 2000 mm	Length 4000 mm
Width	for glass thickness	Art. no.	Art. no.	Art. no.	Art. no.
14	10.76 - 11.52 mm	11.2111.141.10	11.2110.141.10	11.2112.141.10	11.2114.141.10
16	12.76 - 13.52 mm	11.2111.161.10	11.2110.161.10	11.2112.161.10	11.2114.161.10
20	16.76 - 17.52 mm	11.2111.201.10	11.2110.201.10	11.2112.201.10	11.2114.201.10
24	20.76 - 21.52 mm	11.2111.241.10	11.2110.241.10	11.2112.241.10	11.2114.241.10
28	25 - 25.52 mm	11.2111.281.10	11.2110.281.10	11.2112.281.10	11.2114.281.10

Edge protection, self-adhesive, aluminium plain



| Height: 7 mm
| Thickness: 1 mm
| Shape: round
| Compatible with PVB films
| Sales unit: 1 piece

Model 2111		Length 1000 mm	Length 1500 mm	Length 2000 mm	Length 4000 mm
Width	for glass thickness	Art. no.	Art. no.	Art. no.	Art. no.
14	10.76 - 11.52 mm	11.2111.141.11	11.2110.141.11	11.2112.141.11	11.2114.141.11
16	12.76 - 13.52 mm	11.2111.161.11	11.2110.161.11	11.2112.161.11	11.2114.161.11
20	16.76 - 17.52 mm	11.2111.201.11	11.2110.201.11	11.2112.201.11	11.2114.201.11
24	20.76 - 21.52 mm	11.2111.241.11	11.2110.241.11	11.2112.241.11	11.2114.241.11
28	25 - 25.52 mm	11.2111.281.11	11.2110.281.11	11.2112.281.11	11.2114.281.11

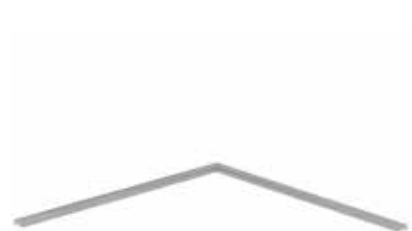
Edge protection, self-adhesive, aluminium RAL



| Height: 7 mm
| Thickness: 1 mm
| Shape: round
| Compatible with PVB films
| Sales unit: 1 piece

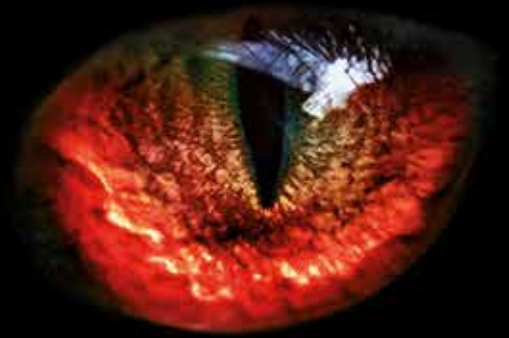
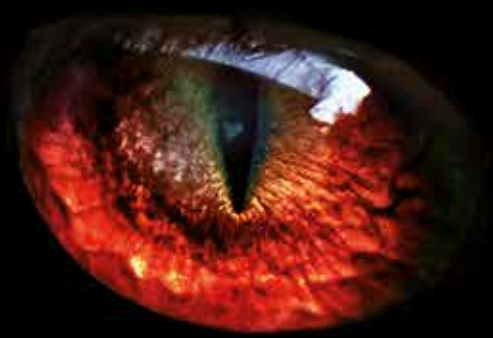
Model 2111		Length 1000 mm	Length 1500 mm	Length 2000 mm	Length 4000 mm
Width	for glass thickness	Art. no.	Art. no.	Art. no.	Art. no.
14	10.76 - 11.52 mm	11.2111.141.13/16/18	11.2110.141.13/16/18	11.2112.141.13/16/18	11.2114.141.13/16/18
16	12.76 - 13.52 mm	11.2111.161.13/16/18	11.2110.161.13/16/18	11.2112.161.13/16/18	11.2114.161.13/16/18
20	16.76 - 17.52 mm	11.2111.201.13/16/18	11.2110.201.13/16/18	11.2112.201.13/16/18	11.2114.201.13/16/18
24	20.76 - 21.52 mm	11.2111.241.13/16/18	11.2110.241.13/16/18	11.2112.241.13/16/18	11.2114.241.13/16/18
28	25 - 25.52 mm	11.2111.281.13/16/18	11.2110.281.13/16/18	11.2112.281.13/16/18	11.2114.281.13/16/18

90° Edge protection, self-adhesive



| Height: 7 mm
| Thickness: 1 mm
| Shape: round
| Compatible with PVB films
| Sales unit: 1 piece

Model 2210		Mill finish	Plain aluminium	RAL coloured
Width	for glass thickness	Art. no.	Art. no.	Art. no.
14	10.76 - 11.52 mm	11.2210.141.10	11.2210.141.11	11.2210.141.13/16/18
16	12.76 - 13.52 mm	11.2210.161.10	11.2210.161.11	11.2210.161.13/16/18
20	16.76 - 17.52 mm	11.2210.201.10	11.2210.201.11	11.2210.201.13/16/18
24	20.76 - 21.52 mm	11.2210.241.10	11.2210.241.11	11.2210.241.13/16/18
28	24 - 25.52 mm	11.2210.281.10	11.2210.281.11	11.2210.281.13/16/18



BLACK IS BACK.

STEALTH BLACK. SIMPLY ON**LEVEL**LICIOUS.

A long time ago in a galaxy far, far away...

The Republic is surprised by an innovation: Stealth Black. Its unfathomable depth has roused the curiosity and envy of the Trade Federation. The clear lines are the reason. The insatiable Trade Federation has suspended all transports to the ON**LEVEL** planet hoping to eliminate the issue with powerful fighter crafts.


While the Congress of the Republic holds endless debates about this alarming chain of events, the Master of Heavy Metal secretly sent out a Jedi Knight, Guardian of Peace and Justice, to settle the conflict.

Stealth Black. Simply ONLEVEL**icious.**

ON**LEVEL** combines outstanding architecture with breathtaking technology: Stealth Black provides an unfathomable depth which rouses curiosity and promises clean lines.

Black is beautiful. Black is the One and Only. Black is powerful. Black is back.

STEALTH BLACK – the innovative surface finish from Onlevel.
Please order RAL structured in Stealth Black: Surface finish code
16sb - MAY THE FORCE BE WITH YOU.



KRONOS

One clamp for all applications

Inspiring Innovations.

KRONOS by ONLEVEL, the first adjustable clamp ever. While developing this clamp, apart from the price, we always also had efficiency in mind. Creativity and innovation can only work if they go hand in hand with enthusiasm – on all levels: aesthetic design, efficient products and simple installation.

All relevant glass thicknesses instantly adjustable:

Step	Glass Thickness
1	8 mm
2	4/4/2 (8.76 mm)
3	10 mm
4	5/5/2 (10.76 mm)
5	12 mm
6	6/6/2 (12.76 mm)


Essential Features

- | All relevant glass thicknesses: from 8 mm tempered glass up to 12.76 mm laminated safety glass – instantly adjustable
- | All relevant post connections – flat back and 42 mm, 48 mm post (round)
- | Considerably reduced inventory
- | Considerably reduced technical support
- | Unsurpassed quality – top grade consistent stainless steel and no unexpected widening and loosening of the grip – guaranteed
- | Concealed screws – simply attach the desired cover – clean appearance from both sides
- | Simple installation – no longer do you require fiddly assembly of single components
- | Finish will be 100% identical to post or to the entire project, whatever the colour
- | Made in Germany- timeless precision and quality





A clamp made from one piece –
no assembly of single components



Concealed screws – simply
attach the desired cover

One clamp for all glass thicknesses
– from 8 mm tempered glass up to
12.76 mm laminated safety glass



Kronos, V4A



| Length: 65 mm
| Height: 45 mm
| Sales unit: 4 pieces

Connection	flat	Ø 42.4 mm	Ø 48.3 mm
	Art. no.	Art. no.	Art. no.
	12.5500.000.31	12.5500.420.31	12.5500.480.31

Kronos, steel, mill finish



| Length: 65 mm
| Height: 45 mm
| Sales unit: 4 pieces

Connection	flat	Ø 42.4 mm	Ø 48.3 mm
	Art. no.	Art. no.	Art. no.
	12.5500.000.80	12.5500.420.80	12.5500.480.80

Kronos, galvanised steel



| Length: 65 mm
| Height: 45 mm
| Sales unit: 4 pieces

Connection	flat	Ø 42.4 mm	Ø 48.3 mm
	Art. no.	Art. no.	Art. no.
	12.5500.000.81	12.5500.420.81	12.5500.480.81

Kronos, RAL



| Length: 65 mm
| Height: 45 mm
| Sales unit: 4 pieces

Connection	flat	Ø 42.4 mm	Ø 48.3 mm
RAL	Art. no.	Art. no.	Art. no.
glossy	12.5500.000.83	12.5500.420.83	12.5500.480.83
structured matt	12.5500.000.86	12.5500.420.86	12.5500.480.86
matt	12.5500.000.88	12.5500.420.88	12.5500.480.88

Kronos Inner Section without Cover Cap



| Length: 65 mm
| Height: 45 mm
| Material: Steel/nickel, zinc-plated
| Sales unit: 4 pieces

Connection	flat	Ø 42.4 mm	Ø 48.3 mm
	Art. no.	Art. no.	Art. no.
	12.5501.000.82	12.5501.420.82	12.5501.480.82

Kronos Cover Cap, Stainless Steel V4A



| Length: 65 mm
| Height: 45 mm
| Sales unit: 4 pieces

Connection	flat	Ø 42.4 mm	Ø 48.3 mm
	Art. no.	Art. no.	Art. no.
	12.5502.000.31	12.5502.420.31	12.5502.480.31

Kronos Cover Cap, steel mill finish



| Length: 65 mm
| Height: 45 mm
| Sales unit: 4 pieces

Connection	flat	Ø 42.4 mm	Ø 48.3 mm
	Art. no.	Art. no.	Art. no.
	12.5502.000.80	12.5502.420.80	12.5502.480.80

Kronos Cover Cap, zinc-plated steel



| Length: 65 mm
| Height: 45 mm
| Sales unit: 4 pieces

Connection	flat	Ø 42.4 mm	Ø 48.3 mm
	Art. no.	Art. no.	Art. no.
	12.5502.000.81	12.5502.420.81	12.5502.480.81

Kronos cover cap RAL



| Length: 65 mm
| Height: 45 mm
| Sales unit: 4 pieces

Connection	flat	Ø 42.4 mm	Ø 48.3 mm
RAL	Art. no.	Art. no.	Art. no.
glossy	12.5502.000.83	12.5502.420.83	12.5502.480.83
structured matt	12.5502.000.86	12.5502.420.86	12.5502.480.86
matt	12.5502.000.88	12.5502.420.88	12.5502.480.88

Kronos lock pin



Lock pins must be used for pre-wall installation.
They secure the glass against slipping.

| Sales unit: 4 pieces

Model 5000	
	Art. no.
	92.5000.029.30

Kronos, adjustable screw M8 x 20 mm

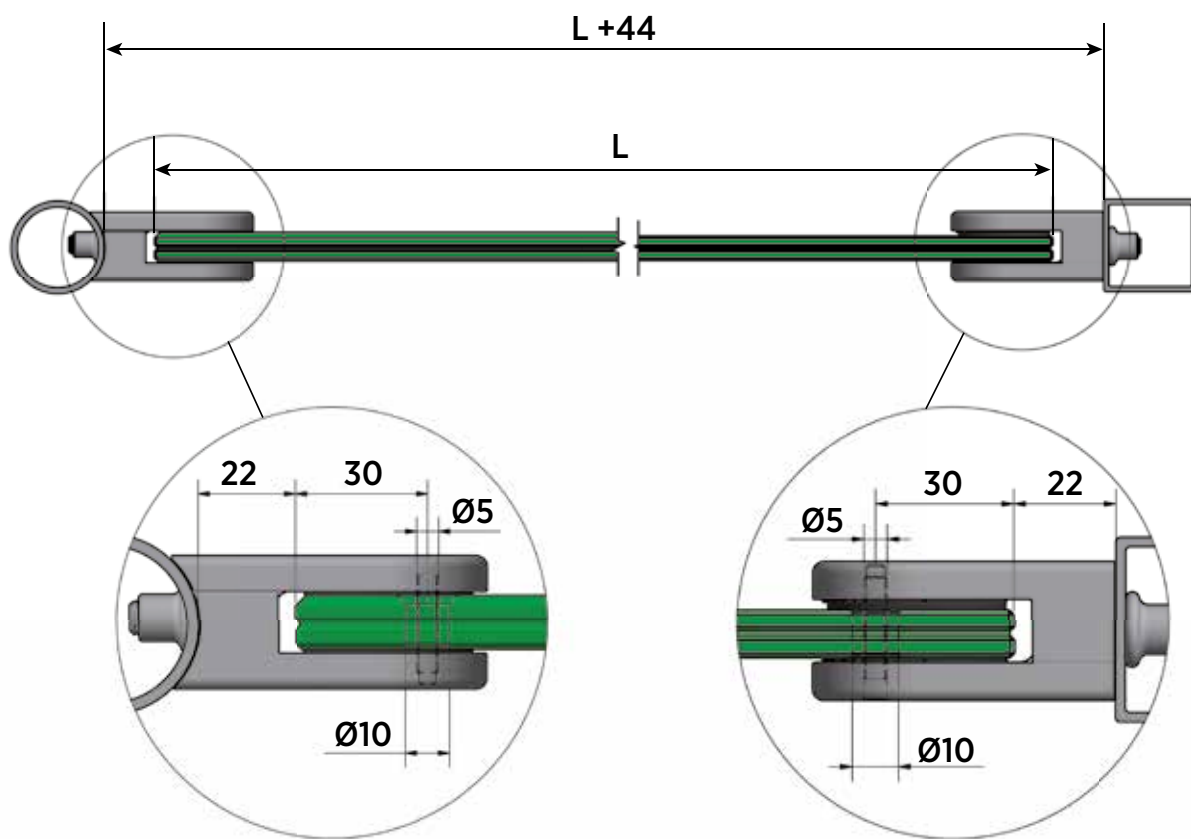


You haven't drilled straight into the post? No problem. Our adjustable screw can easily make up for small differences.

| Finish exterior application: V4A (exterior)
| Sales unit: 12 pieces

Model 1050	V4A (exterior)
	Art. no.
	91.1050.820.30

Kronos glass dimensions



ONLEVEL COLOR LINE

You can simply decide for yourself how you would like to receive your profiles in future. Whether mill finished, anodised, in stainless steel look or with a RAL colour coating, all conceivable variations and combinations are possible.

Our plain profiles are mill finished in their standard version but ideally suited for a coloured coating layer. The elegant stainless steel look moreover provides all the advantages light alloy has to offer. You can simply choose your favourite finish. Even combining different styles is possible.

Aluminium and Stainless Steel – Quality and Style

Whether aluminium or stainless steel – see for yourself which suits you best. Of course, here again, you can combine at pleasure. How about an aluminium balustrade with a stainless steel handrail, for example?

Mill Finished Profiles – The Revolution of Colour

You can either use mill finished plain profiles or mill finished profiles with a colourful coating. And there are no limits: You can order any colour you like and even have customised coatings (e.g. with your company logo) produced. Approximately 1 - 2 weeks must be added to the standard delivery time in this case, but for a change, you have your very own profile.


Surface finish code

- .13 RAL glossy
- .16 RAL structured matt
- .18 RAL matt
- .16sb RAL structured matt in Stealth Black colour

Example: You order your 16.1009.010.**16** profile and receive it with “structured matt” surface finish and a colour of your choice. If you’d like to learn more about our colour structures, you can order one of our colour charts – Art. no.: 85.7003.001.00 at info@onlevel.com.

Your symbol for
colourful possibilities





Aluminium profiles

Stainless steel profiles

Mill finished profiles
(Color Line)
e.g. Stealth Black



TL-3010

0.74 kN Top Mount

Your Choice. Our Power.

The TL-3010 F-profile – one of the most powerful products in the 0.74 kN application range. The model is very well suited for balconies and terraces – it enables an especially small edge distance and therefore gains valuable additional space on the deck itself. Moreover, this system is ideally suited for new installations under screed. Of course, the relevant distances between drill holes have been taken into account.

The F-profile can withstand a linear load of 0.74 kN and is suitable for glass thicknesses between 12 mm and 21.52 mm.

Essential Features

- | Slimline, elegant design and low-maintenance
- | ONLEVEL FLEXFIT Glass Adjustment Tool
- | Drainage holes
- | Top Cover (optional)
- | For glass thicknesses between 12 - 21.52 mm

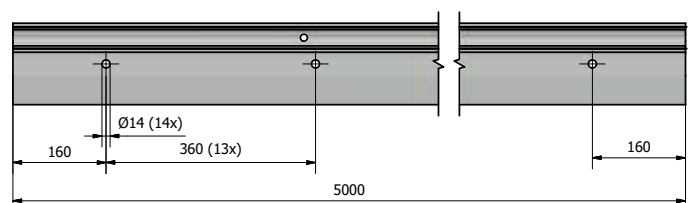
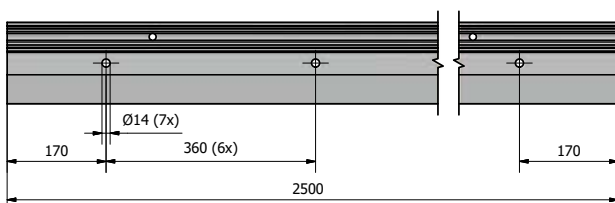
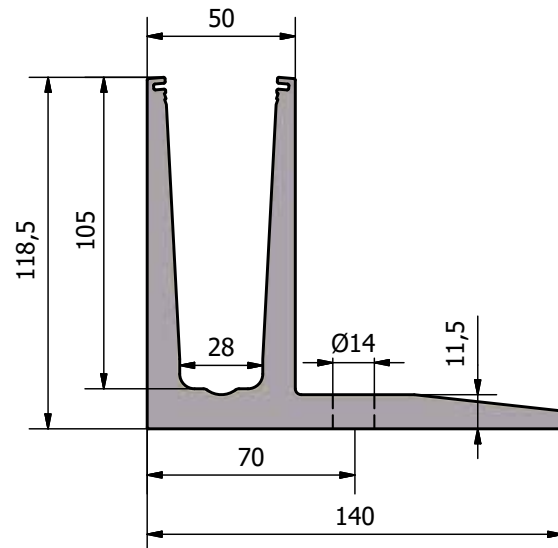
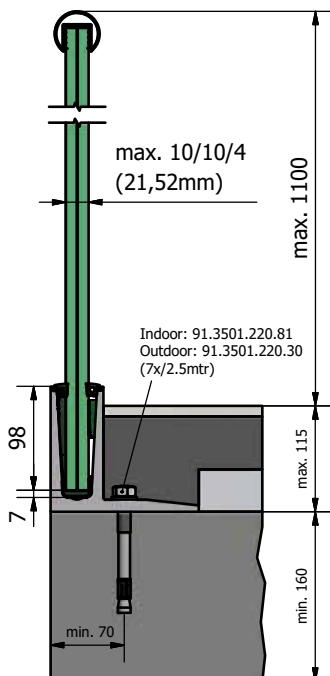


bimobject® CAD IN EVERY FORMAT

TESTED
according to
BS6180

EN1090-1
EN1090-3
EXC 3

riba
product
selector





TL-3010 | 0.74 KN TOP MOUNT

Glass profile



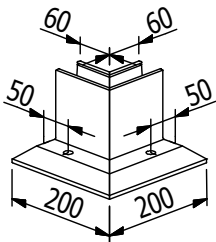
| Sales unit: 1 piece

Model 3010	Mill finish	Plain aluminium	RAL coloured
Length	Art. no.	Art. no.	Art. no.
2500	-	10.3010.002.11	-
5000	10.3010.005.10	10.3010.005.11	10.3010.005.13/16/18

Inside corner 90°



| Side length inside: 60 mm
| Side length outside: 200 mm
| Sales unit: 1 piece

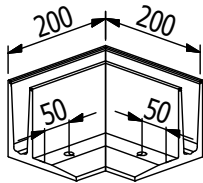


Model 3010	Mill finish	Plain aluminium	RAL coloured
	Art. no.	Art. no.	Art. no.
	10.3010.300.10	10.3010.300.11	10.3010.300.13/16/18

Outside corner 90°



| Side length inside: 60 mm
| Side length outside: 200 mm
| Sales unit: 1 piece



Model 3010	Mill finish	Plain aluminium	RAL coloured
	Art. no.	Art. no.	Art. no.
	10.3010.350.10	10.3010.350.11	10.3010.350.13/16/18

Cover strip



| Sales unit: 1 piece

Model 3010	Mill finish	Plain aluminium	RAL coloured
Length	Art. no.	Art. no.	Art. no.
5000	10.3010.205.10	10.3010.205.11	10.3010.205.13/16/18

TL-3010 | 0.74 KN TOP MOUNT

End cap, left



| For use on the left
| Sales unit: 1 piece

Model 3010	Mill finish	Plain aluminium	RAL coloured
Application	Art. no.	Art. no.	Art. no.
left	10.3010.400.10	10.3010.400.11	10.3010.400.13/16/18

End cap, right



| For use on the right
| Sales unit: 1 piece

Model 3010	Mill finish	Plain aluminium	RAL coloured
Application	Art. no.	Art. no.	Art. no.
right	10.3010.450.10	10.3010.450.11	10.3010.450.13/16/18

End cap, left staircase



| For use on the left
| can be cut to size
| Sales unit: 1 piece

Model 3010	Mill finish	Plain aluminium	RAL coloured
Application	Art. no.	Art. no.	Art. no.
left	10.3010.401.10	10.3010.401.11	10.3010.401.13/16/18

End cap, right staircase



| For use on the right
| can be cut to size
| Sales unit: 1 piece

Model 3010	Mill finish	Plain aluminium	RAL coloured
Application	Art. no.	Art. no.	Art. no.
right	10.3010.451.10	10.3010.451.11	10.3010.451.13/16/18

TL-3010 | 0.74 KN TOP MOUNT


End cap with cover strip, left



| For use on the left
| Sales unit: 1 piece

Model 3010	Mill finish	Plain aluminium	RAL coloured
Application	Art. no.	Art. no.	Art. no.
left	10.3010.410.10	10.3010.410.11	10.3010.410.13

End cap with cover strip, right



| For use on the right
| Sales unit: 1 piece

Model 3010	Mill finish	Plain aluminium	RAL coloured
Application	Art. no.	Art. no.	Art. no.
right	10.3010.460.10	10.3010.460.11	10.3010.460.13

Fischer fixing anchor FAZ II 12/20



| Finish interior application: zinc-plated steel (inside)
| Finish exterior application: V4A (exterior)
| Required number per 2500 mm: 7 pieces
| M12
| Sales unit: 20 pieces

Model 3501	zinc-plated steel (inside)	V4A (exterior)
	Art. no.	Art. no.
	91.3501.220.81	91.3501.220.30

Fixing anchor for steel



| Finish interior application: zinc-plated steel (inside)
| Finish exterior application: V4A (exterior)
| Required number per 2500 mm: 7 pieces
| M12 x 50mm
| Sales unit: 7 pieces

Model 3010	zinc-plated steel (inside)	V4A (exterior)
	Art. no.	Art. no.
	91.3010.050.81	91.3010.050.30

TL-3010 | 0.74 KN TOP MOUNT

Rampa fixing anchor for wood



- | Finish interior application: zinc-plated steel (inside)
- | Required number per 2500 mm: 7 pieces
- | M12
- | Sales unit: 7 pieces

Model 3010 **zinc-plated steel (inside)**

Art. no.

91.3010.800.81



FLEXFIT 1.0 KN



- | Fine adjustment of glass panes
- | For glass thicknesses between 12 - 21.52 mm
- | Adjustment of up to 34 mm in relation to the vertical axis
- | Pay attention to the right glass thickness!

Length		2500 mm	5000 mm	25 mtr
Glass thickness	Wedge colour	Art. no.	Art. no.	Art. no.
12 mm	black	90.0502.112.00	90.0505.112.00	90.0525.112.00
6/6/2 (12.76 mm)	red	90.0502.113.00	90.0505.113.00	90.0525.113.00
6/6/4 (13.52 mm)	grey	90.0502.114.00	90.0505.114.00	90.0525.114.00
15 mm	yellow	90.0502.115.00	90.0505.115.00	90.0525.115.00
8/8/2 (16.76 mm)	brown	90.0502.117.00	90.0505.117.00	90.0525.117.00
8/8/4 (17.52 mm)	green	90.0502.118.00	90.0505.118.00	90.0525.118.00
19 mm	blue	90.0502.119.00	90.0505.119.00	90.0525.119.00
10/10/2 (20.76 mm)	red	90.0502.121.00	90.0505.121.00	90.0525.121.00
10/10/4 (21.52 mm)	green	90.0502.122.00	90.0505.122.00	90.0525.122.00

TL-3030

3.0 kN Top Mount

Front Row.

With the TL-3030 F-profile you sit in the front row. You have the best seat and the best view in the house. TL-3030 was designed to support highest loads and is suitable both for interior and exterior applications. It can withstand linear loads of more than 3.0 kN and is appropriate for glass thicknesses between 21.52 mm and 31.52 mm. It has an outstanding resilience and was kept as minimalistic as possible as far as the design is concerned. With TL-3030 you always hold the better cards.

Essential Features

- | Slimline, elegant design and low-maintenance
- | ONLEVEL FLEXFIT Glass Adjustment Tool
- | Drainage holes
- | For glass thicknesses between 21.52 - 31.52 mm
- | For applications in the public area



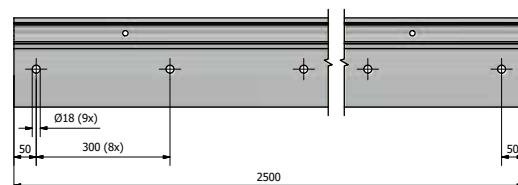
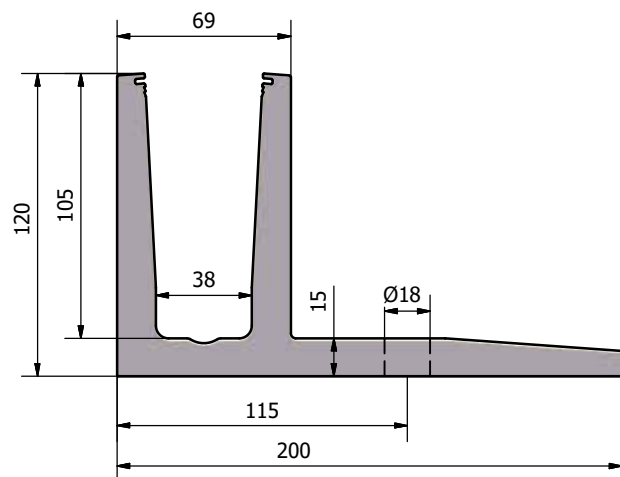
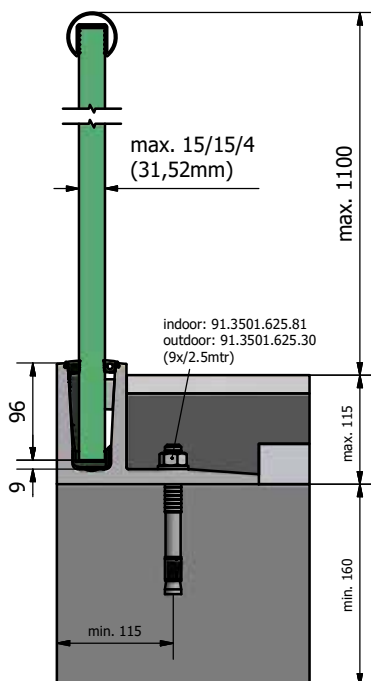
bimobject

CAD IN EVERY
FORMAT

TESTED
according to
BS6180

CE EN1090-1
EN1090-3
EXC 3

riba
product
selector





Top mount

TL-3030 | 3.0KN TOP MOUNT

Glass profile



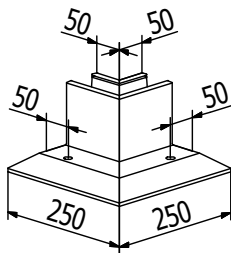
- | Height: 120 mm
- | Width 200 mm
- | Sales unit: 1 piece

Model 3030	Plain aluminium
Length	Art. no.
2500	10.3030.002.11

Inside corner 90°



- | Side length inside: 50 mm
- | Side length outside: 250 mm
- | Sales unit: 1 piece

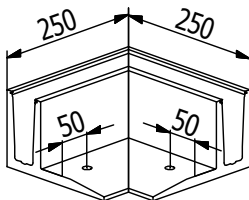


Model 3030	Plain aluminium
	Art. no.
	10.3030.300.11

Outside corner 90°



- | Side length inside: 50 mm
- | Side length outside: 250 mm
- | Sales unit: 1 piece



Model 3030	Plain aluminium
	Art. no.
	10.3030.350.11

End cap, left



- | For use on the left
- | Sales unit: 1 piece

Model 3030	Plain aluminium
Application	Art. no.
left	10.3030.400.11

TL-3030 | 3.0KN TOP MOUNT

End cap, right



| For use on the right
| Sales unit: 1 piece

Model 3030	Plain aluminium
Application	Art. no.
right	10.3030.450.11

Fischer fixing anchor FAZ II 16/25



| Finish interior application: zinc-plated steel (inside)
| Finish exterior application: V4A (exterior)
| Required number per 2500 mm: 9 pieces
| M16

Model 3501	zinc-plated steel (inside)	Model 3501	V4A (exterior)
Sales unit:	Art. no.	Sales unit:	Art. no.
10	91.3501.625.81	20	91.3501.625.30

Fixing anchor for steel



| Finish interior application: zinc-plated steel (inside)
| Finish exterior application: V4A (exterior)
| Required number per 2500 mm: 9 pieces
| M12 x 50 mm
| Sales unit: 9 piece

Model 3030	zinc-plated steel (inside)	V4A (exterior)
	Art. no.	Art. no.
	91.3030.050.81	91.3030.050.30

Rampa fixing anchor for wood



| Finish interior application: zinc-plated steel (inside)
| Required number per 2500 mm: 12 pieces
| M16
| Sales unit: 12 piece

Model 3030	zinc-plated steel (inside)
	Art. no.
	91.3030.800.81



TL-3030 | 3.0KN TOP MOUNT

FLEXFIT 3.0 kN



- | Fine adjustment of glass panes
- | For glass thicknesses between 21.52 - 31.52 mm
- | Adjustment of up to 34 mm in relation to the vertical axis
- | Pay attention to the right glass thickness!

Length		2500 mm	5000 mm	25 mtr
Glass thickness	Wedge colour	Art. no.	Art. no.	Art. no.
10/10/4 (21.52 mm)	blue	90.0502.322.00	90.0505.322.00	90.0525.322.00
12/12/4 (25.52 mm)	red	90.0502.326.00	90.0505.326.00	90.0525.326.00
15/15/4 (31.52 mm)	green	90.0502.332.00	90.0505.332.00	90.0525.332.00

EXTENSION PIN.

The Extension of Elements.

Here **ONLEVEL** offers the perfect solution for a seamless connection between elements. And of course, we always remain faithful to our philosophy: An easier installation is impossible.

The extension pin is made of high quality V4A steel and is thus suitable both for interior and exterior applications. Pay attention to the logo indicating the suitable application types.

Article numbers: 90.7001.640.31 for a diameter of 6 mm and 90.7001.540.31 for a diameter of 5 mm.

Extension pin for the maximum length of your balustrade



TL-3011

0.74 kN Side Mount

Intelligent Advantage.

The TL-3011 Y-profile – one of many intelligent applications by **ONLEVEL** which brings nothing but benefits. The height adjustment options make the installation a child's play.

As a matter of fact, the profile is suited both for interior and exterior applications. It can withstand a linear load of more 0.74 kN and is appropriate for glass thicknesses between 12 mm and 21.52 mm. With TL-3011 you prove your farsightedness.

Essential Features

- | Slimline, elegant design and low-maintenance
- | **ONLEVEL** FLEXFIT Glass Adjustment Tool
- | Extension pin holes
- | Drainage holes
- | Top Cover (optional)
- | Partial cover caps (optional)
- | For glass thicknesses between 12 - 21.52 mm



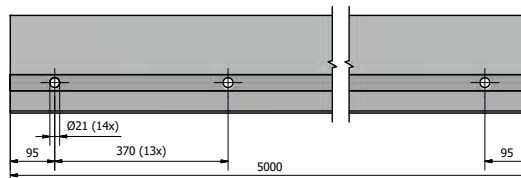
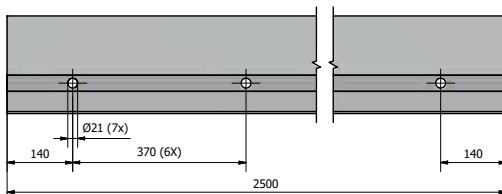
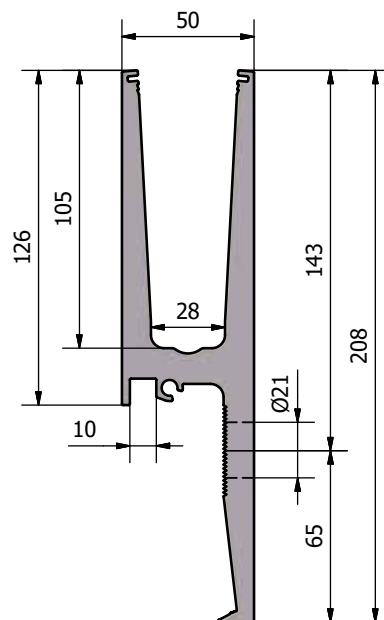
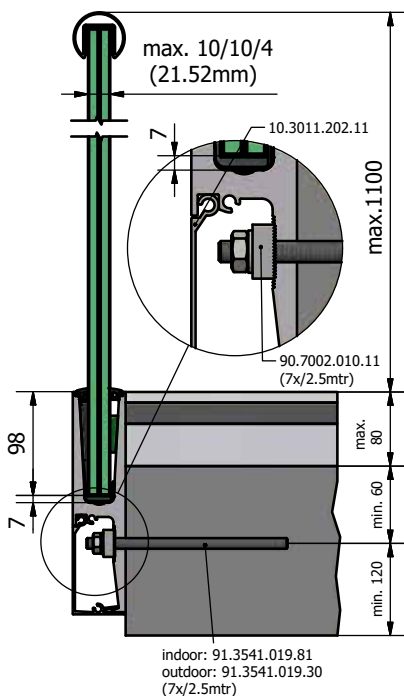
bimobject

CAD IN EVERY FORMAT


TESTED
according to
BS6180

EN1090-1
EN1090-3
EXC 3

riba
product
selector



Enables concealed
application



Elongated hole for easy height
adjustment



Side mount

TL-3011 | 0.74 KN SIDE MOUNT

Glass profile



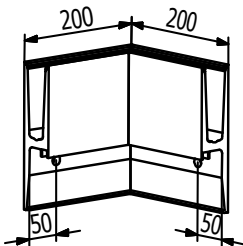
| Height: 208 mm
| Width 50 mm
| Sales unit: 1 piece

Model 3011	Mill finish	Plain aluminium	RAL coloured
Length	Art. no.	Art. no.	Art. no.
2500	-	10.3011.002.11	-
5000	10.3011.005.10	10.3011.005.11	10.3011.005.13/16/18

Inside corner 90°



| Side length inside: 150 mm
| Side length outside: 200mm
| Sales unit: 1 piece

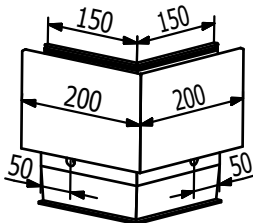


Model 3011	Mill finish	Plain aluminium	RAL coloured
	Art. no.	Art. no.	Art. no.
	10.3011.300.10	10.3011.300.11	10.3011.300.13/16/18

Outside corner 90°



| Side length inside: 150 mm
| Side length outside: 200 mm
| Sales unit: 1 piece



Model 3011	Mill finish	Plain aluminium	RAL coloured
	Art. no.	Art. no.	Art. no.
	10.3011.350.10	10.3011.350.11	10.3011.350.13/16/18

End cap with cover strip, left



| For use on the left
| Sales unit: 1 piece

Model 3011	Mill finish	Plain aluminium	RAL coloured
Application	Art. no.	Art. no.	Art. no.
left	10.3011.410.10	10.3011.410.11	10.3011.410.13/16/18

TL-3011 | 0.74 KN SIDE MOUNT

End cap with cover strip, right



| For use on the right
| Sales unit: 1 piece

Model 3011	Mill finish	Plain aluminium	RAL coloured
Application	Art. no.	Art. no.	Art. no.
right	10.3011.460.10	10.3011.460.11	10.3011.460.13/16/18

End cap for staircase with cover strip, left



| For use on the left
| can be cut to size
| Sales unit: 1 piece

Model 3011	Mill finish	Plain aluminium	RAL coloured
Application	Art. no.	Art. no.	Art. no.
left	10.3011.411.10	10.3011.411.11	10.3011.411.13

End cap for staircase with cover strip, right



| For use on the right
| can be cut to size
| Sales unit: 1 piece

Model 3011	Mill finish	Plain aluminium	RAL coloured
Application	Art. no.	Art. no.	Art. no.
right	10.3011.461.10	10.3011.461.11	10.3011.461.13

Cover strip



Cover for the lower part of the profile

| Sales unit: 1 piece

Model 3011	Mill finish	Plain aluminium	RAL coloured
Length	Art. no.	Art. no.	Art. no.
2500	-	10.3011.202.11	-
5000	10.3011.205.10	10.3011.205.11	10.3011.205.13/16/18

TL-3011 | 0.74 KN SIDE MOUNT

Cover strip



Cover for the entire profile

| Sales unit: 1 piece

Model 3011	Mill finish	Plain aluminium	RAL coloured
Length	Art. no.	Art. no.	Art. no.
2500	-	10.3011.212.11	-
5000	10.3011.215.10	10.3011.215.11	10.3011.215.13/16/18

Spacer plate



| Thickness 10 mm

| Sales unit: 1 piece

Model 3011	Plain aluminium
	Art. no.
	10.3011.500.11

Mounting block.



| For TL-3011/3031

| Required number per 2500 mm: 7 pieces

| Sales unit: 8 pieces

Model 7002	Plain aluminium
Inner drill hole	Art. no.
Ø 11 mm	90.7002.010.11
Ø 13 mm	90.7002.012.11

Extension pin.



| Length: 40 mm

| Diameter: Ø 6 mm

| Sales unit: 8 pieces

Model 7001	V4A (inside & outside)
	Art. no.
	90.7001.640.31

TL-3011 | 0.74 KN SIDE MOUNT

Fischer fixing anchor RG M10x190



- | Finish interior application: zinc-plated steel (inside)
- | Finish exterior application: V4A (exterior)
- | Required number per 2500 mm: 7 pieces
- | M10
- | Sales unit: 10 pieces

Model 3541	zinc-plated steel (inside)	V4A (exterior)
	Art. no.	Art. no.
	91.3541.019.81	91.3541.019.30

Fixing anchor for steel



- | Finish interior application: zinc-plated steel (inside)
- | Finish exterior application: V4A (exterior)
- | Required number per 2500 mm: 7 pieces
- | M10 x 60 mm
- | Sales unit: 7 pieces

Model 3011	zinc-plated steel (inside)	V4A (exterior)
	Art. no.	Art. no.
	91.3011.060.81	91.3011.060.30

Rampa fixing anchor for wood



- | Finish interior application: zinc-plated steel (inside)
- | Required number per 2500 mm: 14 pieces
- | M10
- | Sales unit: 14 pieces

Model 3011	zinc-plated steel (inside)
	Art. no.
	91.3011.800.81



TL-3011 | 0.74 KN SIDE MOUNT

FLEXFIT 1.0 kN



- | Fine adjustment of glass panes
- | For glass thicknesses between 12 - 21.52 mm
- | Adjustment of up to 34 mm in relation to the vertical axis
- | Pay attention to the right glass thickness!

Length		2500 mm	5000 mm	25 mtr
Glass thickness	Wedge colour	Art. no.	Art. no.	Art. no.
12 mm	black	90.0502.112.00	90.0505.112.00	90.0525.112.00
6/6/2 (12.76 mm)	red	90.0502.113.00	90.0505.113.00	90.0525.113.00
6/6/4 (13.52 mm)	grey	90.0502.114.00	90.0505.114.00	90.0525.114.00
15 mm	yellow	90.0502.115.00	90.0505.115.00	90.0525.115.00
8/8/2 (16.76 mm)	brown	90.0502.117.00	90.0505.117.00	90.0525.117.00
8/8/4 (17.52 mm)	green	90.0502.118.00	90.0505.118.00	90.0525.118.00
19 mm	blue	90.0502.119.00	90.0505.119.00	90.0525.119.00
10/10/2 (20.76 mm)	red	90.0502.121.00	90.0505.121.00	90.0525.121.00
10/10/4 (21.52 mm)	green	90.0502.122.00	90.0505.122.00	90.0525.122.00



TL-3031

3.0 kN Side Mount

The Power of Improvement.

The true muscle man among the all-glass balustrades. This is the profile which is most often used in highly frequented projects. No profile can be mounted faster. No profile requires less effort. Even strongest loads are no problem.

Like all profiles from ONLEVEL, TL-3031 can be used both in interior and exterior applications. It can withstand linear loads of more than 3.0 kN and is appropriate for glass thicknesses between 21.52 mm and 31.52 mm.

Essential Features

- | Slimline, elegant design and low-maintenance
- | ONLEVEL FLEXFIT Glass Adjustment Tool
- | Extension pin holes
- | Drainage holes
- | Top Cover (optional)
- | Partial cover caps (optional)
- | Height adjustable
- | For glass thicknesses between 21.52 - 31.52 mm



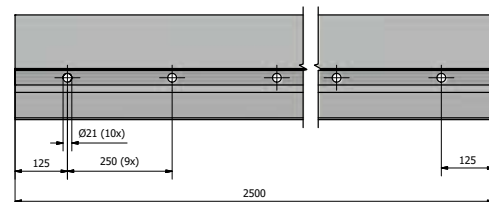
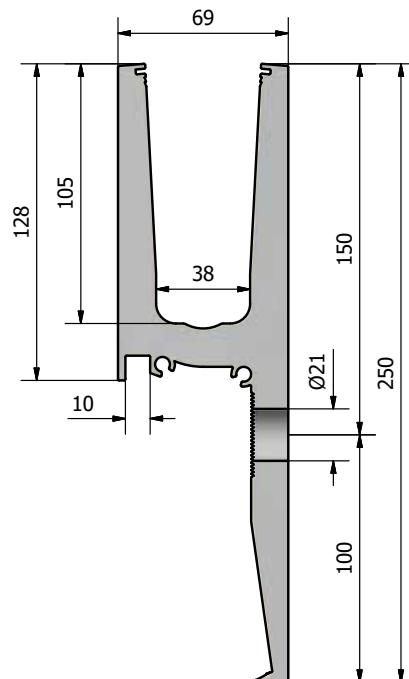
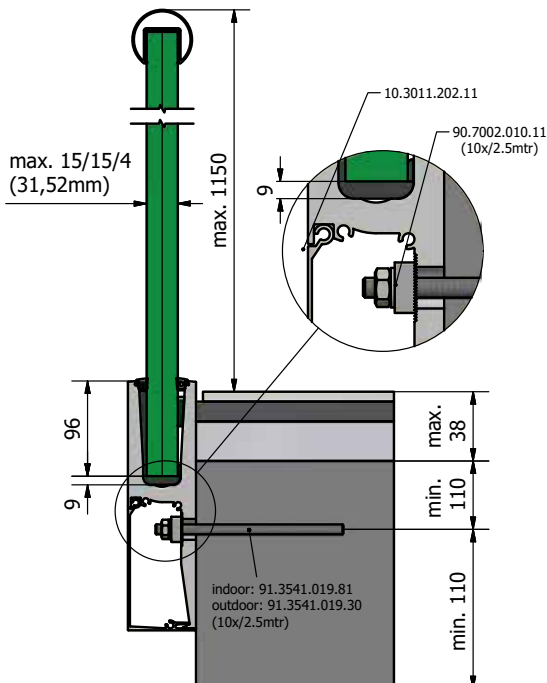
bimobject

CAD IN EVERY FORMAT

TESTED
according to
BS6180

CE EN1090-1
EN1090-3
EXC 3

riba
product
selector





For highly frequented
construction projects

Elongated hole for easy
height adjustment



Side mount

TL-3031 | 3.0 KN SIDE MOUNT

Glass profile



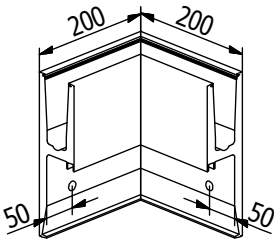
- | Height: 250 mm
- | Width 69 mm
- | Sales unit: 1 piece

Model 3031	Plain aluminium
Length	Art. no.
2500	10.3031.002.11

Inside corner 90°



- | Side length inside: 131 mm
- | Side length outside: 200 mm
- | Sales unit: 1 piece

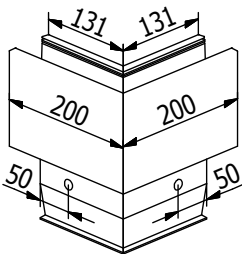


Model 3031	Plain aluminium
	Art. no.
	10.3031.300.11

Outside corner 90°



- | Side length inside: 131 mm
- | Side length outside: 200 mm
- | Sales unit: 1 piece



Model 3031	Plain aluminium
	Art. no.
	10.3031.350.11

End cap with cover strip, left



- | For use on the left
- | Sales unit: 1 piece

Model 3031	Plain aluminium
Application	Art. no.
left	10.3031.410.11

TL-3031 | 3.0 KN SIDE MOUNT

End cap with cover strip, right



| For use on the right
| Sales unit: 1 piece

Model 3031	Plain aluminium
Application	Art. no.
right	10.3031.460.11

Cover strip



| Sales unit: 1 piece

Model 3031	Plain aluminium
Length	Art. no.
2500	10.3031.202.11
5000	10.3031.205.11

Mounting block.



| For TL-3011/3031
| Required number per 2500 mm: 10 pieces
| Sales unit: 8 pieces

Model 7002	Plain aluminium
Inner drill hole	Art. no.
Ø 11 mm	90.7002.010.11
Ø 13 mm	90.7002.012.11

Extension pin



| Length: 40 mm
| Diameter: Ø 6 mm
| Sales unit: 8 pieces

Model 7001	V4A (inside & outside)
	Art. no.
	90.7001.640.31

TL-3031 | 3.0 KN SIDE MOUNT

Fischer fixing anchor RG M10x190



- | Finish interior application: zinc-plated steel (inside)
- | Finish exterior application: V4A (exterior)
- | Required number per 2500 mm: 10 pieces
- | M10
- | Sales unit: 10 pieces

Model 3541	zinc-plated steel (inside)	V4A (exterior)
	Art. no.	Art. no.
	91.3541.019.81	91.3541.019.30

Fixing anchor for steel



- | Finish interior application: zinc-plated steel (inside)
- | Finish exterior application: V4A (exterior)
- | Required number per 2500 mm: 10 pieces
- | M10 x 60 mm
- | Sales unit: 10 pieces

Model 3031	zinc-plated steel (inside)	V4A (exterior)
	Art. no.	Art. no.
	91.3031.060.81	91.3031.060.30

FLEXFIT 3.0 kN



- | Fine adjustment of glass panes
- | For glass thicknesses between 21.52 - 31.52 mm
- | Adjustment of up to 34 mm in relation to the vertical axis
- | Pay attention to the right glass thickness!

Length		2500 mm	5000 mm	25 mtr
Glass thickness	Wedge colour	Art. no.	Art. no.	Art. no.
10/10/4 (21.52 mm)	blue	90.0502.322.00	90.0505.322.00	90.0525.322.00
12/12/4 (25.52 mm)	red	90.0502.326.00	90.0505.326.00	90.0525.326.00
15/15/4 (31.52 mm)	green	90.0502.332.00	90.0505.332.00	90.0525.332.00




HEIGHT ADJUSTABLE MOUNTING BLOCK.

The Steady and Flexible Body.

We wouldn't be ONLEVEL, if we didn't work permanently for the further development of our products: We have enabled a more significant compensation of construction and mounting tolerances by taking optimum advantage of the opportunities provided by aluminium extrusions.

Therefore, the drill hole for fixing our glass support profiles does not need to be completely accurate any more, but has a tolerance of approx. 5 mm in each direction. In order to guarantee that the glass balustrade remains in place, the mounting block is equipped with teeth. In this way, a force-locked connection is achieved. Therefore always pay attention to the logo indicating the suitable application types.

Mounting block with teeth
for optimum side mount



TL-4010

1.5 kN Top Mount

Innovations Connected.

With the TL-4010 profile we have created a product which is suitable for the most diverse ends. It cannot only be used as a balustrade system, but also as a wind shield or a room partition. With a rail load of 1.5 kN/m, balustrade heights of up to 1297 mm are possible as fall protection. In cases of wind shields without fall protection, even up to 2645 mm can be realised.

As a matter of fact, the profile is suited both for interior and exterior applications. It withstands a linear load of 1.5 kN and is suitable for glazed units with laminated safety glass made of 2 x 8 mm tempered glass and/or laminated safety glass made of 2 x 10 mm tempered glass.

Essential Features

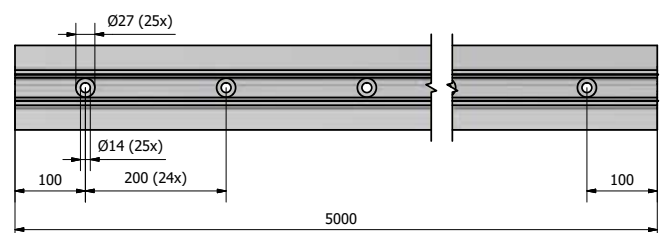
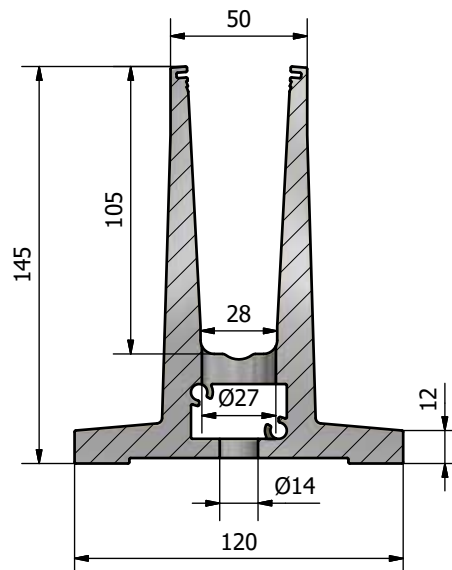
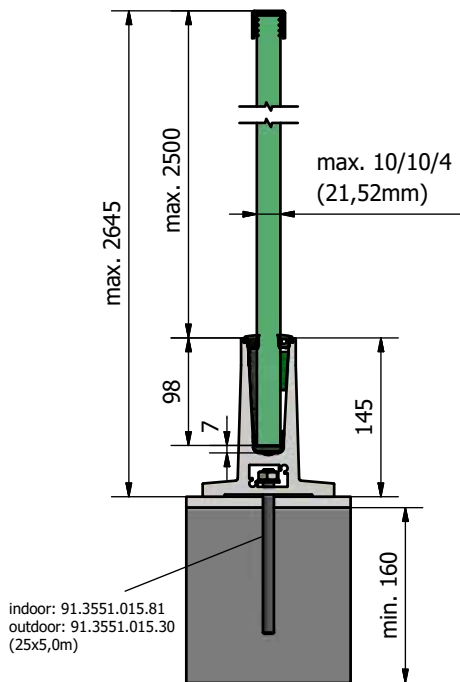
- | 1.5 kN for a building height of 1297 mm
- | Slimline, elegant design and low-maintenance
- | ONLEVEL FLEXFIT Glass Adjustment Tool
- | Drainage holes
- | Top Cover (optional)
- | For glass thicknesses between 12 - 21.52 mm



CAD IN EVERY
FORMAT



Partition wall glazing:





Cost reduction -
larger drilling distances

Suitable for use as
wind shield



High stability



Top mount

TL-4010 | 1.5 KN TOP MOUNT

Glass profile



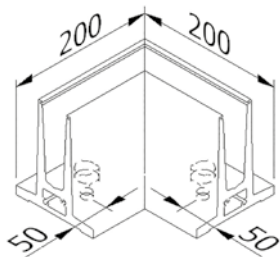
- | Exterior application
- | Height: 145 mm
- | Width: 120 mm
- | Sales unit: 1 piece

Model 4010	Mill finish	Plain aluminium	RAL coloured
Length	Art. no.	Art. no.	Art. no.
5000	10.4010.005.10	10.4010.005.11	10.4010.005.13/16/18

Inside corner / outside corner 90°



- | Side length inside: 80 mm
- | Side length outside: 200 mm
- | Sales unit: 1 piece



Model 4010	Mill finish	Plain aluminium	RAL coloured
Length	Art. no.	Art. no.	Art. no.
5000	10.4010.390.10	10.4010.390.11	10.4010.390.13/16/18

End cap, left/right



- | Sales unit: 1 piece

Model 4010	Mill finish	Plain aluminium	RAL coloured
Application	Art. no.	Art. no.	Art. no.
left/right	10.4010.490.10	10.4010.490.11	10.4010.490.13/16/18

Fischer fixing anchor FIS A M10x150



- | Finish interior application: zinc-plated steel (inside)
- | Finish exterior application: V4A (exterior)
- | Required number per 5000 mm: 25 pieces (exterior), 13 pieces (interior)
- | Sales unit: 20 pieces

Model 3551	zinc-plated steel (inside)	V4A (exterior)
	Art. no.	Art. no.
	91.3551.015.81	91.3551.015.30

TL-4010 | 1.5 KN TOP MOUNT

Extension pin



- | Length: 40 mm
- | Diameter: Ø 6 mm
- | Sales unit: 8 pieces

Model 7001	V4A (inside & outside)
	Art. no.
	90.7001.640.31

Fixing anchor for steel



- | Finish interior application: zinc-plated steel (inside)
- | Finish exterior application: V4A (exterior)
- | Required number per 5000 mm: 13 pieces
- | M10 x 60 mm
- | Sales unit: 13 pieces

Model 4010	zinc-plated steel (inside)	V4A (exterior)
	Art. no.	Art. no.
	91.4010.060.81	91.4010.060.30

Rampa fixing anchor for wood



- | Finish interior application: zinc-plated steel (inside)
- | Required number per 5000 mm: 25 pieces
- | M12
- | Sales unit: 25 pieces

Model 4010	zinc-plated steel (inside)
	Art. no.
	91.4010.800.81



TL-4010 | 1.5 KN TOP MOUNT

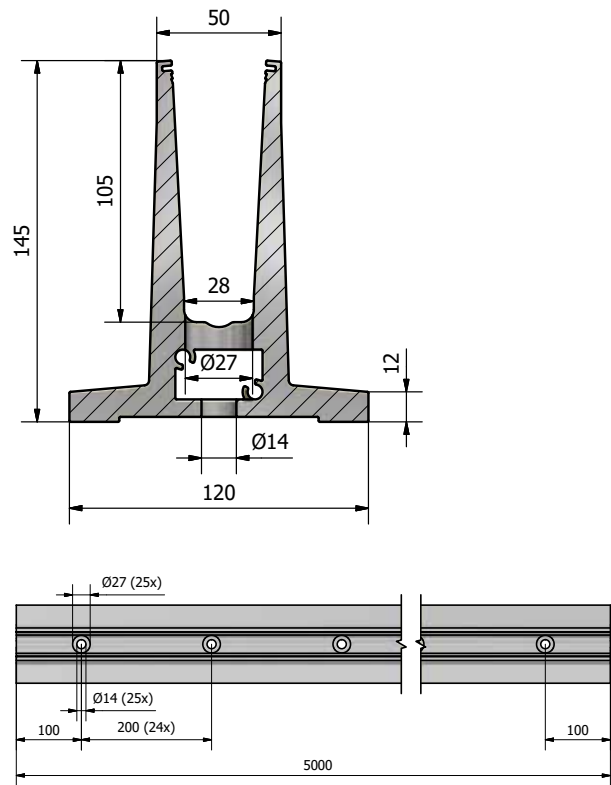
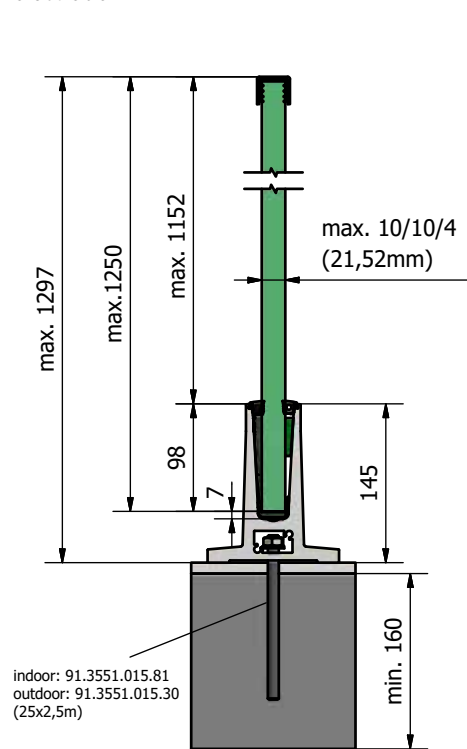
FLEXFIT 1.0 kN



- | Fine adjustment of glass panes
- | For glass thicknesses between 12 - 21.52 mm
- | Adjustment of up to 34 mm in relation to the vertical axis
- | Pay attention to the right glass thickness!

Length		2500 mm	5000 mm	25 mtr
Glass thickness	Wedge colour	Art. no.	Art. no.	Art. no.
12 mm	black	90.0502.112.00	90.0505.112.00	90.0525.112.00
6/6/2 (12.76 mm)	red	90.0502.113.00	90.0505.113.00	90.0525.113.00
6/6/4 (13.52 mm)	grey	90.0502.114.00	90.0505.114.00	90.0525.114.00
15 mm	yellow	90.0502.115.00	90.0505.115.00	90.0525.115.00
8/8/2 (16.76 mm)	brown	90.0502.117.00	90.0505.117.00	90.0525.117.00
8/8/4 (17.52 mm)	green	90.0502.118.00	90.0505.118.00	90.0525.118.00
19 mm	blue	90.0502.119.00	90.0505.119.00	90.0525.119.00
10/10/2 (20.76 mm)	red	90.0502.121.00	90.0505.121.00	90.0525.121.00
10/10/4 (21.52 mm)	green	90.0502.122.00	90.0505.122.00	90.0525.122.00

Balustrade:





TL-5010

0.74 kN Top Mount

The One and Only.

The TL-5010 M-profile is the one and only solution for applications on insulated flat roofs and for clamp mounted installation on hollow facades. The mounting post can be adjusted individually. The optimum stiffeners in the profile enable a length of 2.5 metres with only 3 fixing points. This is extremely efficient and cost-saving, especially when it comes to sealing roofs and facades.

As a matter of fact, the profile is suited both for interior and exterior applications. It can withstand a linear load of more 0.74 kN and is appropriate for glass thicknesses between 12 mm and 21.52 mm.

Essential Features

- | Only 3 fixing points required on 2500 mm
- | **ONLEVEL** FLEXFIT Glass Adjustment Tool
- | Extension pin holes
- | Drainage holes
- | Suitable for roof installation
- | Integrated multifunctional sophisticated chamber
- | For glass thicknesses between 12 - 21.52 mm



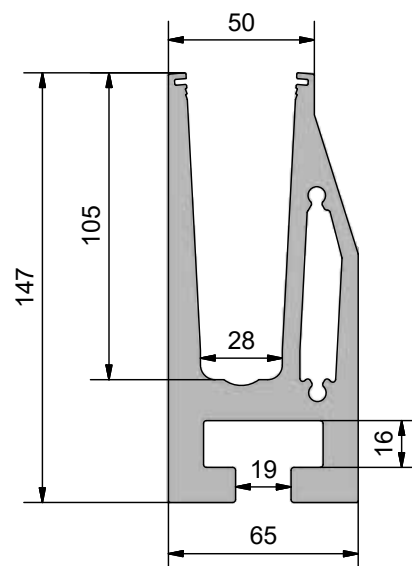
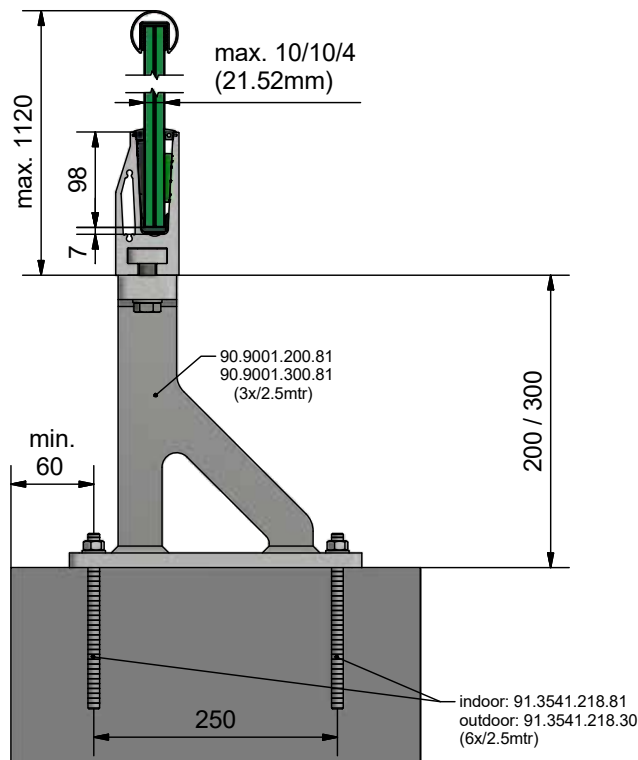
bimobject

CAD IN EVERY
FORMAT

TESTED
according to
BS6180

CE EN1090-1
EN1090-3
EXC 3

riba
product
selector





Ideally suited for use on
insulated flat roofs



Top mount



TL-5010 | 0.74 KN TOP MOUNT

Glass profile



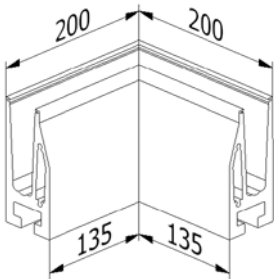
- | Height: 147 mm
- | Width 65 mm
- | Sales unit: 1 piece

Model 5010	Plain aluminium
Length	Art. no.
5000	10.5010.005.11

Inside corner 90°



- | Side length inside: 135 mm
- | Exterior side length 200 mm
- | Sales unit: 1 piece

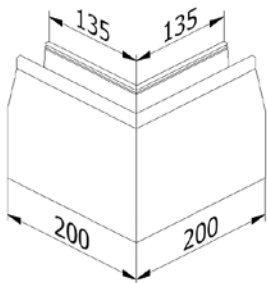


Model 5010	Plain aluminium
	Art. no.
	10.5010.300.11

Outside corner 90°



- | Side length inside: 135 mm
- | Exterior side length 200 mm
- | Sales unit: 1 piece



Model 5010	Plain aluminium
	Art. no.
	10.5010.350.11

End cap, left



- | For use on the left
- | Sales unit: 1 piece

Model 5010	Plain aluminium
Application	Art. no.
left	10.5010.400.11

TL-5010 | 0.74 KN TOP MOUNT

End cap, right



- | For use on the right
- | Sales unit: 1 piece

Model 5010	Plain aluminium
Application	Art. no.
right	10.5010.450.11

Posts, 200 mm



- | Length: 300 mm
- | Width 170 mm
- | Required number per 2500 mm: 3 pieces
- | Sales unit: 2 pieces

Model 9002	zinc-plated steel (inside)
Height:	Art. no.
200	90.9002.200.81

Posts, 300 mm



- | Length: 300 mm
- | Width 170 mm
- | Required number per 2500 mm: 3 pieces
- | Sales unit: 2 pieces

Model 9002	zinc-plated steel (inside)
Height:	Art. no.
300	90.9002.300.81

Drainage cover for post



- | Length: 264 mm
- | Width 154 mm
- | Required number per 2500 mm: 3 pieces
- | Sales unit: 4 pieces

Model 9003	zinc-plated steel (inside)
	Art. no.
	90.9003.317.81

TL-5010 | 0.74 KN TOP MOUNT

Mounting block.



- | Length: 170 mm
- | Height: 15 mm
- | Width 40 mm
- | Required number per 2500 mm: 3 pieces
- | Sales unit: 2 pieces

Model 7004	zinc-plated steel (inside)
Art. no.	
90.7004.170.81	

Extension pin



- | Length: 40 mm
- | Diameter: Ø 6 mm
- | Sales unit: 8 pieces

Model 7001	V4A (inside & outside)
Art. no.	
90.7001.640.31	

Fischer fixing anchor RG M12x180



- | Finish interior application: zinc-plated steel (inside)
- | Finish exterior application: V4A (exterior)
- | Required number per 2500 mm: 6 pieces
- | M12
- | Sales unit: 10 pieces

Model 3541	zinc-plated steel (inside)	V4A (exterior)
Art. no.		Art. no.
91.3541.218.81		91.3541.218.30

Fixing anchor steel



- | Finish interior application: zinc-plated steel (inside)
- | Finish exterior application: V4A (exterior)
- | Required number per 2500 mm: 6 pieces
- | M12 x 50 mm
- | Sales unit: 6 pieces

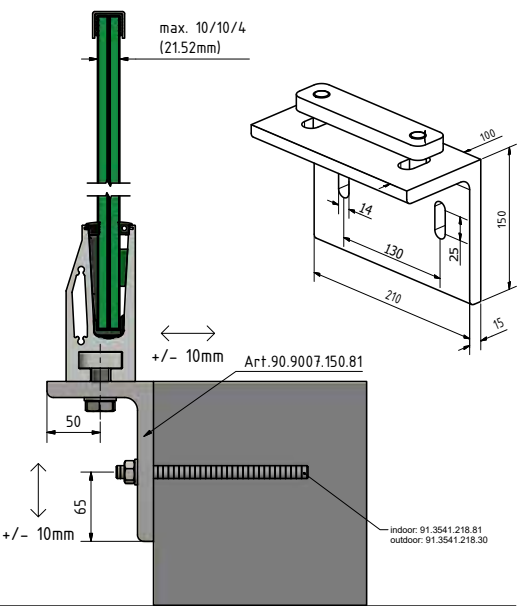
Model 5010	zinc-plated steel (inside)	V4A (exterior)
Art. no.		Art. no.
91.5010.050.81		91.5010.050.30

TL-5010 | 0.74 KN TOP MOUNT

Application - lateral mounting



- | Dimensions: L 100 x 150 x 15 mm
- | Length 210 mm
- | Sales unit: 2 pieces

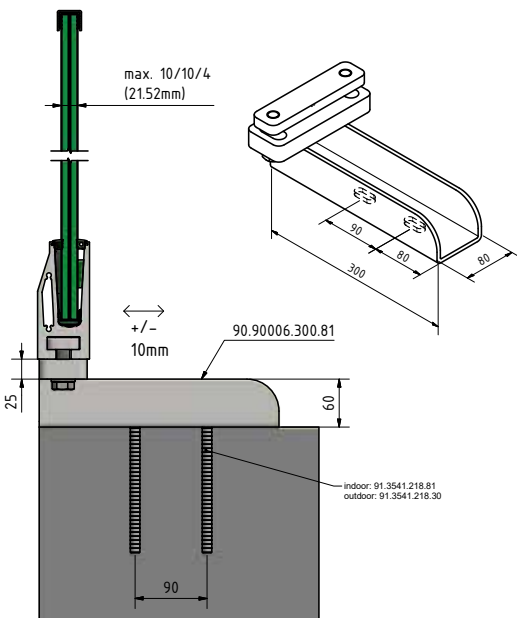


Model 9005	zinc-plated steel (inside)
Art. no.	
	90.9005.075.81

Application - U substructure



- | Dimensions: U 80 x 60 x 6 mm
- | Length: 300 mm
- | Sales unit: 2 pieces



Model 9005	zinc-plated steel (inside)
Art. no.	
	90.9006.300.81

TL-5010 | 0.74 KN TOP MOUNT

FLEXFIT 1.0 KN



- | Fine adjustment of glass panes
- | For glass thicknesses between 12 - 21.52 mm
- | Adjustment of up to 34 mm in relation to the vertical axis
- | Pay attention to the right glass thickness!

Length		2500 mm	5000 mm	25 mtr
Glass thickness	Wedge colour	Art. no.	Art. no.	Art. no.
12 mm	black	90.0502.112.00	90.0505.112.00	90.0525.112.00
6/6/2 (12.76 mm)	red	90.0502.113.00	90.0505.113.00	90.0525.113.00
6/6/4 (13.52 mm)	grey	90.0502.114.00	90.0505.114.00	90.0525.114.00
15 mm	yellow	90.0502.115.00	90.0505.115.00	90.0525.115.00
8/8/2 (16.76 mm)	brown	90.0502.117.00	90.0505.117.00	90.0525.117.00
8/8/4 (17.52 mm)	green	90.0502.118.00	90.0505.118.00	90.0525.118.00
19 mm	blue	90.0502.119.00	90.0505.119.00	90.0525.119.00
10/10/2 (20.76 mm)	red	90.0502.121.00	90.0505.121.00	90.0525.121.00
10/10/4 (21.52 mm)	green	90.0502.122.00	90.0505.122.00	90.0525.122.00

CONNECT TECHNIQUE STANDARDISED SPECIAL SOLUTIONS.

Standards make our products so much more affordable for all applications. We make things easier and therefore more economic and accessible for everybody. Special applications for which the standard is not enough pose a special challenge. Thanks to our modelling possibilities and component combinations, we can easily meet customisation demands for our façade systems. **CONNECT TECHNIQUE** – standardised special solutions fitting your façade systems. And all this with a customer, quality and price focus – and still precisely tailored to your needs.

SIMPLY ONLEVELLICIOUS.



TL-6010

0.74 kN Top Mount

The Mother of Profiles.

The TL-6010 U-profile is not only cost-effective. It is actually the mother of all profiles, or even better: It is the hidden pearl among profiles. The TL-6010 U-profile is completely invisible and in combination with a structural connection profile, its application versatility increases considerably.

As a matter of fact, the profile is suited both for interior and exterior applications. It can withstand a linear load of more 0.74 kN and is appropriate for glass thicknesses between 12 mm and 21.52 mm.

Essential Features

- | Slimline, elegant design and low-maintenance
- | **ONLEVEL** FLEXFIT Glass Adjustment Tool
- | Top Cover (optional)
- | For glass thicknesses between 12 - 21.52 mm



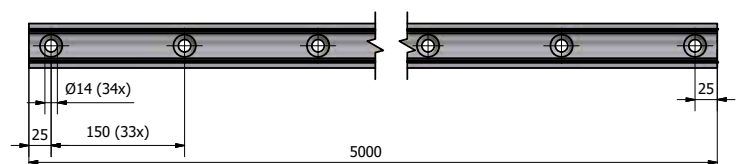
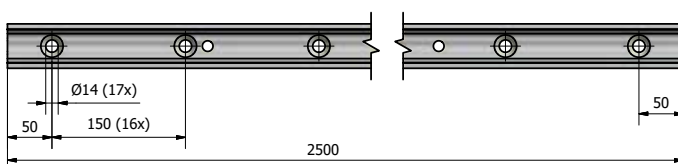
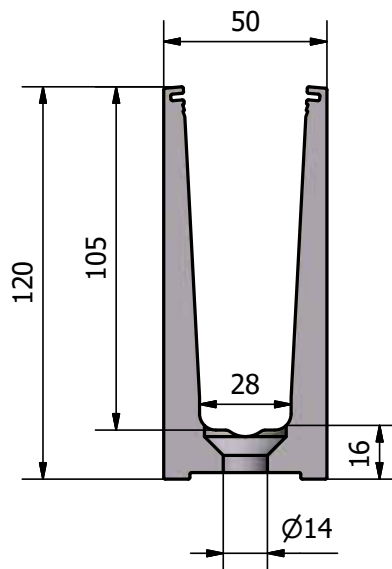
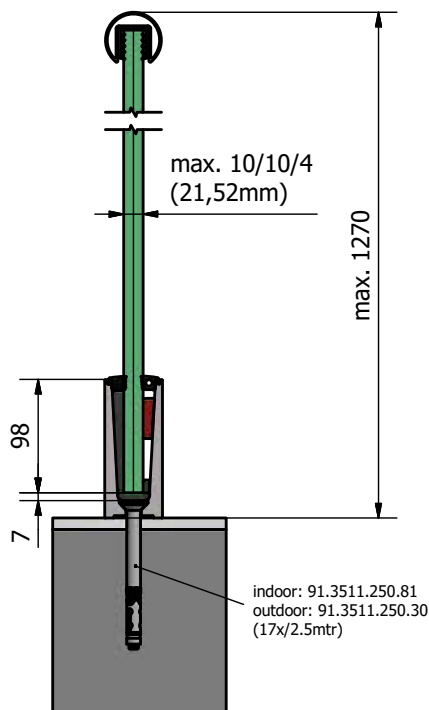
bimobject

CAD IN EVERY
FORMAT

TESTED
according to
BS6180

EN1090-1
EN1090-3
EXC 3

riba
product
selector





Unlimited application
versatility

Ideal for concealed
installation



 Top mount

TL-6010 | 0.74 KN TOP MOUNT

Glass profile



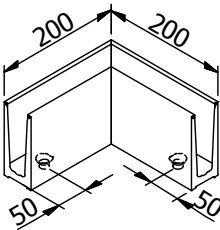
| Height: 120 mm
| Width: 50 mm
| Sales unit: 1 piece

Model 6010	Mill finish	Plain aluminium	RAL coloured
Length	Art. no.	Art. no.	Art. no.
2500	-	10.6010.002.11	-
5000	10.6010.005.10	10.6010.005.11	10.6010.005.13/16/18

Inside corner / outside corner 90°



| Side length inside: 150 mm
| Side length outside: 200 mm
| Sales unit: 1 piece



Model 6010	Mill finish	Plain aluminium	RAL coloured
	Art. no.	Art. no.	Art. no.
	10.6010.390.10	10.6010.390.11	10.6010.390.13/16/18

End cap, left/right



| For use on the left and right
| Sales unit: 1 piece

Model 6010	Mill finish	Plain aluminium	RAL coloured
Application	Art. no.	Art. no.	Art. no.
left/right	10.6010.490.10	10.6010.490.11	10.6010.490.13/16/18

End cap for staircase, left/right



| For use on the left and right
| can be cut to size
| Sales unit: 1 piece

Model 6010	Mill finish	Plain aluminium	RAL coloured
Application	Art. no.	Art. no.	Art. no.
left/right	10.6010.491.10	10.6010.491.11	10.6010.491.13/16/18

TL-6010 | 0.74 KN TOP MOUNT

Spacer



You do not have any drainage options on your balcony?! So that you do not need to install a dam on your balcony, you can simply mount the spacers beneath your profile.

- | Length: 65 mm
- | Height: 18 mm
- | Width 55 mm
- | Inner drill hole: Ø 14 mm
- | Required number per 2500 mm: 17 pieces
- | Sales unit: 17 pieces

Model 6010	Mill finish	Plain aluminium	RAL coloured
	Art. no.	Art. no.	Art. no.
	10.6010.500.10	10.6010.500.11	10.6010.500.13/16/18

Fischer fixing anchor FH 12/50



- | Finish interior application: zinc-plated steel (inside)
- | Finish exterior application: V4A (exterior)
- | Required number per 2500 mm: 17 pieces
- | Sales unit: 25 pieces

Model 3511	zinc-plated steel (inside)	V4A (exterior)
Length	Art. no.	Art. no.
125	91.3511.250.81	91.3511.250.30

Fixing anchor steel



- | Finish interior application: zinc-plated steel (inside)
- | Finish exterior application: V4A (exterior)
- | Required number per 2500 mm: 17 pieces
- | M10 x 40mm
- | Sales unit: 17 pieces

Model 6010	zinc-plated steel (inside)	V4A (exterior)
	Art. no.	Art. no.
	91.6010.040.81	91.6010.040.30


TL-6010 | 0.74 KN TOP MOUNT

FLEXFIT 1.0 KN



- | Fine adjustment of glass panes
- | For glass thicknesses between 12 - 21.52 mm
- | Adjustment of up to 34 mm in relation to the vertical axis
- | Pay attention to the right glass thickness!

Length		2500 mm	5000 mm	25 mtr
Glass thickness	Wedge colour	Art. no.	Art. no.	Art. no.
12 mm	black	90.0502.112.00	90.0505.112.00	90.0525.112.00
6/6/2 (12.76 mm)	red	90.0502.113.00	90.0505.113.00	90.0525.113.00
6/6/4 (13.52 mm)	grey	90.0502.114.00	90.0505.114.00	90.0525.114.00
15 mm	yellow	90.0502.115.00	90.0505.115.00	90.0525.115.00
8/8/2 (16.76 mm)	brown	90.0502.117.00	90.0505.117.00	90.0525.117.00
8/8/4 (17.52 mm)	green	90.0502.118.00	90.0505.118.00	90.0525.118.00
19 mm	blue	90.0502.119.00	90.0505.119.00	90.0525.119.00
10/10/2 (20.76 mm)	red	90.0502.121.00	90.0505.121.00	90.0525.121.00
10/10/4 (21.52 mm)	green	90.0502.122.00	90.0505.122.00	90.0525.122.00



ONE SIZE. ONE LEVEL.

Our end caps for staircases can be easily adjusted to the desired dimension. The lines on the rear of the end cap facilitate cutting it to shape and adjusting it to any desired angle.

Cut to Size



TL-6030

3.0 kN Top Mount

Fat Sister.

The TL-6030 U-profile HD is not only cost-effective. There is much more to it. This profile is especially popular for completely concealed installations. When used together with the structural connection profiles, its application versatility increases many times over.

As a matter of fact, the profile is suited both for interior and exterior applications. It can withstand a linear load of 3.0 kN and is appropriate for glass thicknesses between 21.52 mm and 31.52 mm.

Essential Features

- | Slimline, elegant design and low-maintenance
- | ONLEVEL FLEXFIT Glass Adjustment Tool
- | Drainage holes
- | For glass thicknesses between 21.52 - 31.52 mm
- | For applications in the public area



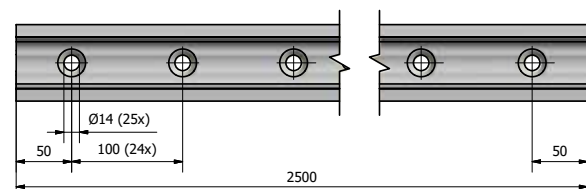
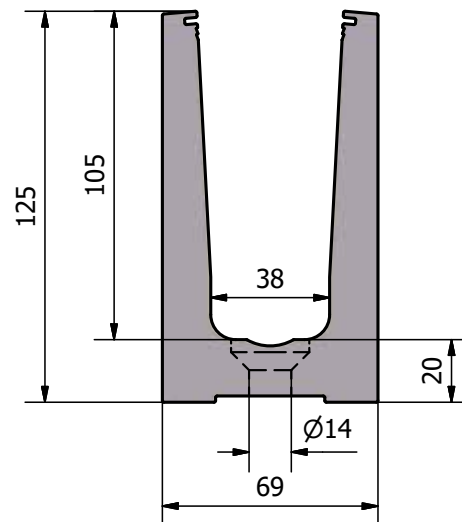
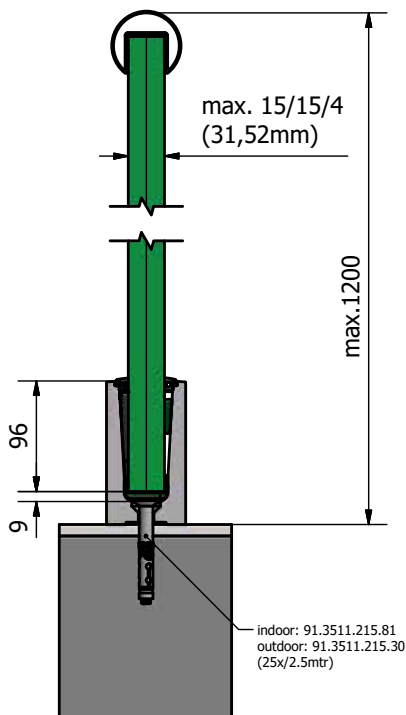
bimobject

CAD IN EVERY
FORMAT

TESTED
according to
BS6180

EN1090-1
EN1090-3
EXC 3

riba
product
selector





Unlimited application
versatility

Fat but still nearly invisible



Especially for applications in
the public area



Top mount



TL-6030 | 3.0 KN TOP MOUNT

Glass profile



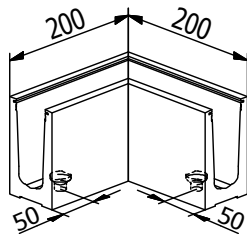
- | Height: 125 mm
- | Width 69 mm
- | Sales unit: 1 piece

Model 6030	Plain aluminium
Length	Art. no.
2500	10.6030.002.11

Inside corner / outside corner 90°



- | Side length inside: 131 mm
- | Side length outside: 200 mm
- | Sales unit: 1 piece



Model 6030	Plain aluminium
	Art. no.
	10.6030.390.11

End cap, left/right



- | For use on the left and right
- | Sales unit: 1 piece

Model 6030	Plain aluminium
Application	Art. no.
left/right	10.6030.490.11

Fischer fixing anchor FH II 12/15 SK



- | Finish interior application: zinc-plated steel (inside)
- | Finish exterior application: V4A (exterior)
- | Required number per 2500 mm: 25 pieces
- | Sales unit: 25 pieces

Model 3511	zinc-plated steel (inside)	V4A (exterior)
	Art. no.	Art. no.
	91.3511.215.81	91.3511.215.30

TL-6030 | 3.0 KN TOP MOUNT

Fixing anchor steel



- | Finish interior application: zinc-plated steel (inside)
- | Finish exterior application: V4A (exterior)
- | Required number per 2500 mm: 25 pieces
- | M10 x 40mm
- | Sales unit: 17 pieces

Model 6030	zinc-plated steel (inside)	V4A (exterior)
	Art. no.	Art. no.
	91.6030.040.81	91.6030.040.30

FLEXFIT 3.0 kN



- | Fine adjustment of glass panes
- | For glass thicknesses between 21.52 - 31.52 mm
- | Adjustment of up to 34 mm in relation to the vertical axis
- | Pay attention to the right glass thickness!

Length		2500 mm	5000 mm	25 mtr
Glass thickness	Wedge colour	Art. no.	Art. no.	Art. no.
10/10/4 (21.52 mm)	blue	90.0502.322.00	90.0505.322.00	90.0525.322.00
12/12/4 (25.52 mm)	red	90.0502.326.00	90.0505.326.00	90.0525.326.00
15/15/4 (31.52 mm)	green	90.0502.332.00	90.0505.332.00	90.0525.332.00

TL-6011

0.74 kN Side Mount

Simply Minimal.

The TL-6011 U-profile is the intelligent solution for simple installations without screed onto steel or concrete. The profile can be used both in interior and exterior applications, withstands a linear load of 0.74 kN and is suitable for glass thicknesses between 12 mm and 21.52 mm.

Essential Features

- | Slimline, elegant design and low-maintenance
- | ONLEVEL FLEXFIT Glass Adjustment Tool
- | Extension pin holes
- | Drainage holes
- | Top Cover (optional)
- | Cover cap (optional)
- | Integrated multifunctional sophisticated chamber
- | For glass thicknesses between 12 - 21.52 mm



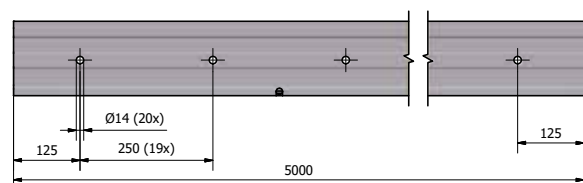
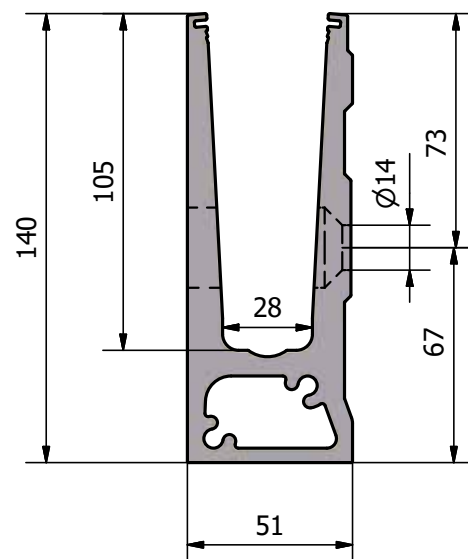
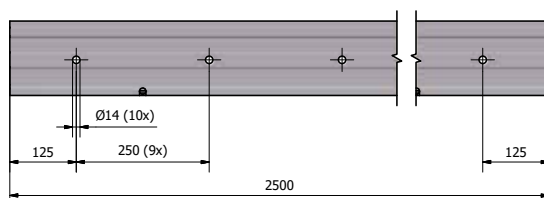
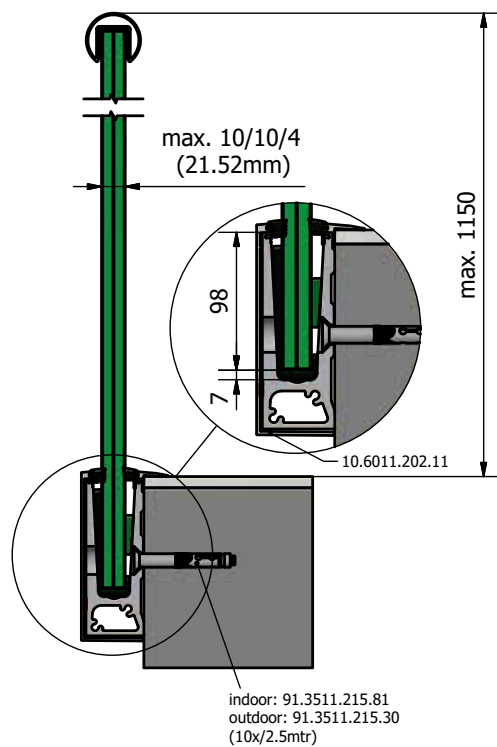
bimobject

CAD IN EVERY FORMAT

TESTED
according to
BS6180

EN1090-1
EN1090-3
EXC 3

riba
product
selector





For simple installation without
screed onto steel or concrete



Side mount

Integrated multifunctional
sophisticated chamber for
enabling larger drilling distances

TL-6011 | 0.74 KN SIDE MOUNT

Glass profile



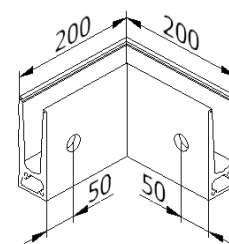
| Height: 140 mm
| Width 51 mm
| Sales unit: 1 piece

Model 6011	Mill finish	Plain aluminium	RAL coloured
Length	Art. no.	Art. no.	Art. no.
2500	-	10.6011.002.11	-
5000	10.6011.005.10	10.6011.005.11	10.6011.005.13/16/18

Inside corner 90°



| Side length inside: 149 mm
| Side length outside: 200 mm
| Sales unit: 1 piece

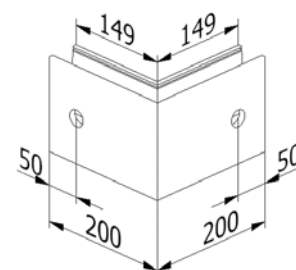


Model 6011	Mill finish	Plain aluminium	RAL coloured
	Art. no.	Art. no.	Art. no.
	10.6011.300.10	10.6011.300.11	10.6011.300.13/16/18

Outside corner 90°



| Side length inside: 149 mm
| Side length outside: 200 mm
| Sales unit: 1 piece



Model 6011	Mill finish	Plain aluminium	RAL coloured
	Art. no.	Art. no.	Art. no.
	10.6011.350.10	10.6011.350.11	10.6011.350.13/16/18

Cover strip



| With mounting strips
| For use with a cover cap, end caps must be ordered separately.
| Sales unit: 1 piece

Model 6011	Mill finish	Plain aluminium	RAL coloured
Length	Art. no.	Art. no.	Art. no.
2500	-	10.6011.202.11	-
5000	10.6011.205.10	10.6011.205.11	10.6011.205.13/16/18

TL-6011 | 0.74 KN SIDE MOUNT

Blanking plug



| Required number per 2500 mm: 10 pieces
| Sales unit: 10 pieces

Model 7000		Plastic
Colour	Diameter	Art. no.
white	25 mm	90.7000.025.40
black	25 mm	90.7000.025.41
grey	25 mm	90.7000.025.45

End cap without cover strip, left



| For use on the left
| Sales unit: 1 piece

Model 6011	Mill finish	Plain aluminium	RAL coloured
Application	Art. no.	Art. no.	Art. no.
left	10.6011.400.10	10.6011.400.11	10.6011.400.13/16/18

End cap without cover strip, right



| For use on the right
| Sales unit: 1 piece

Model 6011	Mill finish	Plain aluminium	RAL coloured
Application	Art. no.	Art. no.	Art. no.
right	10.6011.450.10	10.6011.450.11	10.6011.450.13/16/18

End cap without cover strip, left staircase



| For use on the left
| can be cut to size
| Sales unit: 1 piece

Model 6011	Mill finish	Plain aluminium	RAL coloured
Application	Art. no.	Art. no.	Art. no.
left	10.6011.401.10	10.6011.401.11	10.6011.401.13/16/18

TL-6011 | 0.74 KN SIDE MOUNT

End cap without cover strip, right staircase



| For use on the right
| can be cut to size
| Sales unit: 1 piece

Model 6011	Mill finish	Plain aluminium	RAL coloured
Application	Art. no.	Art. no.	Art. no.
right	10.6011.451.10	10.6011.451.11	10.6011.451.13/16/18

End cap with cover strip, left



| For use on the left
| Sales unit: 1 piece

Model 6011	Mill finish	Plain aluminium	RAL coloured
Application	Art. no.	Art. no.	Art. no.
left	10.6011.410.10	10.6011.410.11	10.6011.410.13/16/18

End cap with cover strip, right



| For use on the right
| Sales unit: 1 piece

Model 6011	Mill finish	Plain aluminium	RAL coloured
Application	Art. no.	Art. no.	Art. no.
right	10.6011.460.10	10.6011.460.11	10.6011.460.13/16/18

End cap for staircase with cover strip, left



| For use on the left
| can be cut to size
| Sales unit: 1 piece

Model 6011	Mill finish	Plain aluminium	RAL coloured
Application	Art. no.	Art. no.	Art. no.
left	10.6011.411.10	10.6011.411.11	10.6011.411.13/16/18

TL-6011 | 0.74 KN SIDE MOUNT

End cap for staircase with cover strip, right



- | For use on the right
- | can be cut to size
- | Sales unit: 1 piece

Model 6011	Mill finish	Plain aluminium	RAL coloured
Application	Art. no.	Art. no.	Art. no.
right	10.6011.461.10	10.6011.461.11	10.6011.461.13/16/18

Spacer



You do not have any drainage options on your balcony?!

So that you do not need to install a dam on your balcony, you can simply mount the spacers behind your profile.

- | Required number per 2500 mm: 10 pieces
- | Inner drill hole: Ø 14 mm
- | Sales unit: 10 pieces

Model 6011	Mill finish	Plain aluminium	RAL coloured
	Art. no.	Art. no.	Art. no.
	10.6011.500.10	10.6011.500.11	10.6011.500.13/16/18

Extension pin



- | Length: 40 mm
- | Diameter: Ø 6 mm
- | Sales unit: 8 pieces

Model 7001	V4A (inside & outside)
	Art. no.
	90.7001.640.31

Fischer fixing anchor FH II 12/15 SK



- | Finish interior application: zinc-plated steel (inside)
- | Finish exterior application: V4A (exterior)
- | Required number per 2500 mm: 10 pieces
- | Sales unit: 25 pieces

Model 3511	zinc-plated steel (inside)	V4A (exterior)
	Art. no.	Art. no.
	91.3511.215.81	91.3511.215.30

TL-6011 | 0.74 KN SIDE MOUNT

Fixing anchor steel



- | Finish interior application: zinc-plated steel (inside)
- | Finish exterior application: V4A (exterior)
- | Required number per 2500 mm: 10 pieces
- | M10 x 40mm
- | Sales unit: 10 pieces

Model 6011	zinc-plated steel (inside)	V4A (exterior)
	Art. no.	Art. no.
	91.6011.040.81	91.6011.040.30

Rampa fixing anchor for wood



- | Finish interior application: zinc-plated steel (inside)
- | Required number per 2500 mm: 10 pieces
- | M12
- | Sales unit: 10 pieces

Model 3011	zinc-plated steel (inside)
	Art. no.
	91.6011.800.81



FLEXFIT 1.0 kN



- | Fine adjustment of glass panes
- | For glass thicknesses between 12 - 21.52 mm
- | Adjustment of up to 34 mm in relation to the vertical axis
- | Pay attention to the right glass thickness!

Length		2500 mm	5000 mm	25 mtr
Glass thickness	Wedge colour	Art. no.	Art. no.	Art. no.
12 mm	black	90.0502.112.00	90.0505.112.00	90.0525.112.00
6/6/2 (12.76 mm)	red	90.0502.113.00	90.0505.113.00	90.0525.113.00
6/6/4 (13.52 mm)	grey	90.0502.114.00	90.0505.114.00	90.0525.114.00
15 mm	yellow	90.0502.115.00	90.0505.115.00	90.0525.115.00
8/8/2 (16.76 mm)	brown	90.0502.117.00	90.0505.117.00	90.0525.117.00
8/8/4 (17.52 mm)	green	90.0502.118.00	90.0505.118.00	90.0525.118.00
19 mm	blue	90.0502.119.00	90.0505.119.00	90.0525.119.00
10/10/2 (20.76 mm)	red	90.0502.121.00	90.0505.121.00	90.0525.121.00
10/10/4 (21.52 mm)	green	90.0502.122.00	90.0505.122.00	90.0525.122.00

LARGER MOUNTING DISTANCES.

Mounting and Innovating.

They are written with capital letters and form part of our philosophy: We look at the product as a whole. Apart from safety and a classical, timeless design, ON**LEVEL** attaches special importance to assembly costs. We have achieved a continuous reduction of the number of anchors required for a glass support profile. Nevertheless, we have never lost sight of the necessary stability. Each anchor which is no longer required, does not need to be bought and thus saves you a drill hole, and the associated. We have developed an integrated **multifunctional sophisticated chamber** instead which combines exactly these features.

Pay attention to the logo indicating the suitable application types.



TL-6031

3.0 kN Side Mount

Big Brother.

The TL-6031 U-profile HD is an intelligent solution, especially for installations without screed onto steel or concrete.

As a matter of fact, the profile is suited both for interior and exterior applications. It can withstand a linear load of 3.0 kN and is appropriate for glass thicknesses between 21.52 mm and 31.52 mm. With TL-6031 you prove your farsightedness.

Essential Features

- | Slimline, elegant design and low-maintenance
- | ONLEVEL FLEXFIT Glass Adjustment Tool
- | Extension pin holes
- | Drainage holes
- | Top Cover (optional)
- | Integrated multifunctional sophisticated chamber
- | For glass thicknesses between 21.52 - 31.52 mm



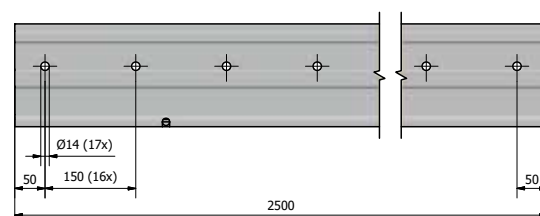
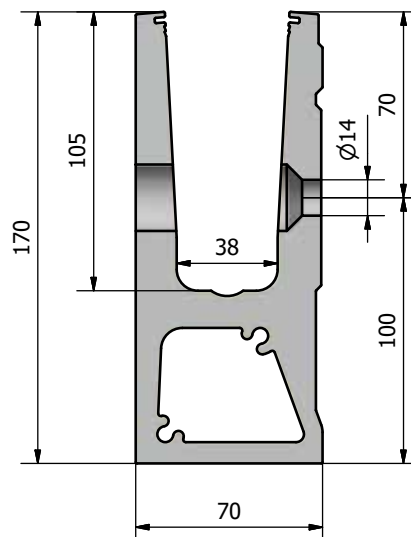
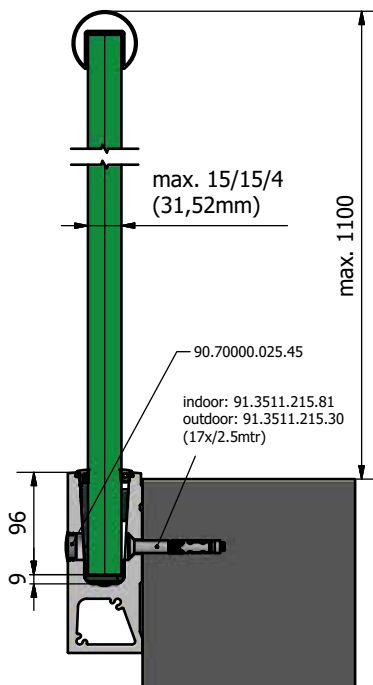
bimobject

CAD IN EVERY
FORMAT

TESTED
according to
BS6180

EN1090-1
EN1090-3
EXC 3

riba
product
selector





Mount directly onto steel
or concrete

Suitable for extreme
loads



Side mount

Integrated multifunctional
sophisticated chamber for
enabling larger drilling
distances



TL-6031 | 3.0 KN SIDE MOUNT

Glass profile



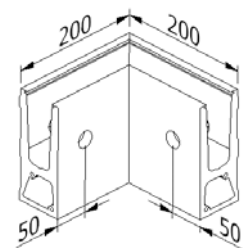
| Height: 170 mm
| Width 70 mm
| Sales unit: 1 piece

Model 6031	Plain aluminium
Length	Art. no.
2500	10.6031.002.11

Inside corner 90°



| Side length inside: 130 mm
| Side length outside: 200 mm
| Sales unit: 1 piece

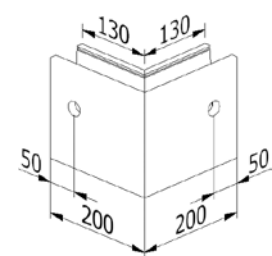


Model 6031	Plain aluminium
	Art. no.
	10.6031.300.11

Outside corner 90°



| Side length inside: 130 mm
| Side length outside: 200 mm
| Sales unit: 1 piece



Model 6031	Plain aluminium
	Art. no.
	10.6031.350.11

End cap, left



| For use on the left
| Sales unit: 1 piece

Model 6031	Plain aluminium
Application	Art. no.
left	10.6031.400.11

TL-6031 | 3.0 KN SIDE MOUNT

End cap, right



| For use on the right
| Sales unit: 1 piece

Model 6031	Plain aluminium
Application	Art. no.
right	10.6031.450.11

End cap with cover strip, left



| For use on the left
| Sales unit: 1 piece

Model 6031	Mill finish	Plain aluminium	RAL coloured
Application	Art. no.	Art. no.	Art. no.
left	10.6031.410.10	10.6031.410.11	10.6031.410.13/16/18

End cap with cover strip, right



| For use on the right
| Sales unit: 1 piece

Model 6031	Mill finish	Plain aluminium	RAL coloured
Application	Art. no.	Art. no.	Art. no.
right	10.6031.460.10	10.6031.460.11	10.6031.460.13/16/18

Cover strip



| With mounting strips
| For use with a cover cap, end caps must be ordered separately.
| Sales unit: 1 piece

Model 6031	Mill finish	Plain aluminium
Length	Art. no.	Art. no.
5000	10.6031.205.10	10.6031.205.11

TL-6031 | 3.0 KN SIDE MOUNT

Extension pin



| Length: 40 mm
| Diameter: Ø 6 mm
| Sales unit: 8 piece

Model 7001	V4A (inside & outside)
	Art. no.
	90.7001.640.31

Blanking plug



| Required number per 2500 mm: 17 pieces
| Sales unit: 10 pieces

Model 7000		Plastic
Colour	Diameter	Art. no.
white	25 mm	90.7000.025.40
black	25 mm	90.7000.025.41
grey	25 mm	90.7000.025.45

Fischer fixing anchor FH 12/15 SK



| Finish interior application: zinc-plated steel (inside)
| Finish exterior application: V4A (exterior)
| Required number per 2500 mm: 17 pieces
| Sales unit: 25 pieces

Model 3511	zinc-plated steel (inside)	V4A (exterior)
	Art. no.	Art. no.
	91.3511.215.81	91.3511.215.30

Fixing anchor steel



| Finish interior application: zinc-plated steel (inside)
| Finish exterior application: V4A (exterior)
| Required number per 2500 mm: 17 pieces
| M10 x 40mm
| Sales unit: 17 pieces

Model 6031	zinc-plated steel (inside)	V4A (exterior)
	Art. no.	Art. no.
	91.6031.040.81	91.6031.040.30

TL-6031 | 3.0 KN SIDE MOUNT

Rampa fixing anchor for wood



- | Finish interior application: zinc-plated steel (inside)
- | Required number per 2500 mm: 17 pieces
- | M12
- | Sales unit: 17 pieces

Model 3011	zinc-plated steel (inside)
Art. no.	
91.6031.800.81	



FLEXFIT 3 .0 kN



- | Fine adjustment of glass panes
- | For glass thicknesses between 21.52 - 31.52 mm
- | Adjustment of up to 34 mm in relation to the vertical axis
- | Pay attention to the right glass thickness!

Length		2500 mm	5000 mm	25 mtr
Glass thickness	Wedge colour	Art. no.	Art. no.	Art. no.
10/10/4 (21.52 mm)	blue	90.0502.322.00	90.0505.322.00	90.0525.322.00
12/12/4 (25.52 mm)	red	90.0502.326.00	90.0505.326.00	90.0525.326.00
15/15/4 (31.52 mm)	green	90.0502.332.00	90.0505.332.00	90.0525.332.00

TL-6020

1.5 kN Top Mount

Level Up.

The TL-6020 U-profile is the intelligent onward development of the TL-6010 profile. Here the outstanding feature consists in the increase of mounting distances, which now enables the use of the profile also on an anchor bolt without countersunk head. Therefore, mounting the product is not only faster and more cost efficient, but also statics have improved considerably.

It can be used in exterior applications, withstands a linear load of 1.5 kN and is appropriate for glass thicknesses between 12 mm and 21.52 mm.

Essential Features

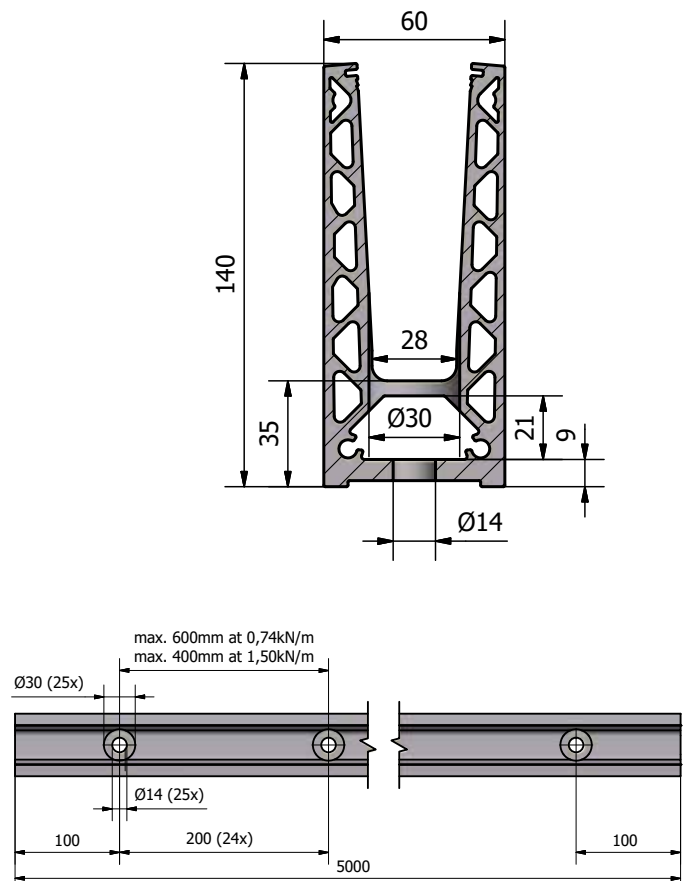
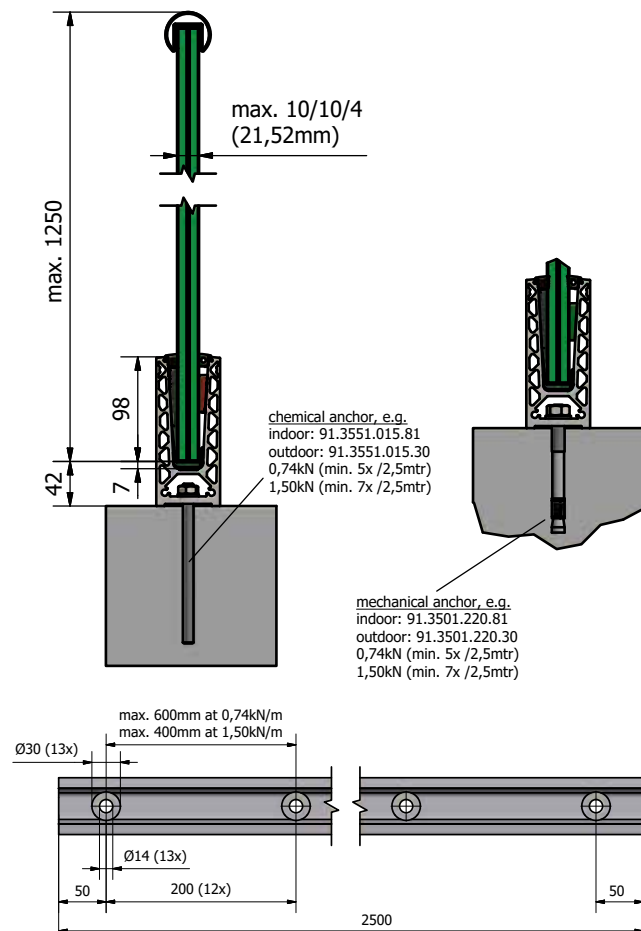
- | Slimline, elegant design and low-maintenance
- | **ONLEVEL** FLEXFIT Glass Adjustment Tool
- | Extension pin holes
- | Drainage holes
- | For use with Top Cover 3.0 kN
- | For glass thicknesses between 12 - 21.52 mm
- | For applications of 0.74kN in private areas, the mounting distance amounts to 60 cm



CAD IN EVERY FORMAT



TESTED
according to
BS6180





Increased stability with the same looks

Integrated multifunctional sophisticated chamber for enabling larger drilling distances



Top mount

TL-6020 | 1.5 KN TOP MOUNT

Glass profile



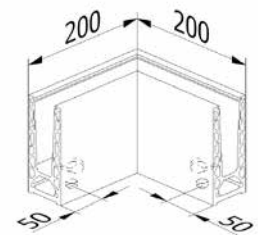
| Height: 140 mm
| Width: 60 mm
| Sales unit: 1 piece

Model 6020	Mill finish	Plain aluminium	Stainless steel look	RAL coloured
Length	Art. no.	Art. no.	Art. no.	Art. no.
2500	-	10.6020.002.11	10.6020.002.12	-
5000	10.6020.005.10	10.6020.005.11	10.6020.005.12	10.6020.005.13/16/18

Inside corner / outside corner 90°



| Side length inside: 140 mm
| Side length outside: 200 mm
| Sales unit: 1 piece



Model 6020	Mill finish	Plain aluminium	Stainless steel look	RAL coloured
	Art. no.	Art. no.	Art. no.	Art. no.
	10.6020.390.10	10.6020.390.11	10.6020.390.12	10.6020.390.13/16/18

End cap, left/right



| For use on the left and right
| Sales unit: 1 piece

Model 6020	Mill finish	Plain aluminium	Stainless steel look	RAL coloured
Application	Art. no.	Art. no.	Art. no.	Art. no.
left/right	10.6020.490.10	10.6020.490.11	10.6020.490.12	10.6020.490.13/16/18

Spacer

You do not have any drainage options on your balcony?!
So that you do not need to install a dam on your balcony, you can simply mount the spacers beneath your profile.



| Inner drill hole: Ø 14 mm
| Sales unit: 13 pieces

Model 6020	Mill finish	Plain aluminium	Stainless steel look	RAL coloured
	Art. no.	Art. no.	Art. no.	Art. no.
	10.6020.500.10	10.6020.500.11	10.6020.500.12	10.6020.500.13/16/18

TL-6020 | 1.5 KN TOP MOUNT

Extension pin



- | Length: 40 mm
- | Diameter: Ø 6 mm
- | Sales unit: 8 piece

Model 7001	V4A (inside & outside)
Art. no.	
90.7001.640.31	

Fischer fixing anchor FIS AM M10x150



- | Finish interior application: zinc-plated steel (inside)
- | Finish exterior application: V4A (exterior)
- | Required number per 2500 mm: 13 pieces
- | Sales unit: 25 pieces

Model 3551	zinc-plated steel (inside)	V4A (exterior)
Art. no.		Art. no.
91.3551.015.81		91.3551.015.30

Fixing anchor steel



- | Finish interior application: zinc-plated steel (inside)
- | Finish exterior application: V4A (exterior)
- | Required number per 2500 mm: 13 pieces
- | M10 x 60 mm
- | Sales unit: 25 pieces

Model 6020	zinc-plated steel (inside)	V4A (exterior)
Art. no.		Art. no.
91.6020.060.81		91.6020.060.30

TL-6020 | 1.5 KN TOP MOUNT

FLEXFIT 1.0 KN



- | Fine adjustment of glass panes
- | For glass thicknesses between 12 - 21.52 mm
- | Adjustment of up to 34 mm in relation to the vertical axis
- | Pay attention to the right glass thickness!

Length		2500 mm	5000 mm	25 mtr
Glass thickness	Wedge colour	Art. no.	Art. no.	Art. no.
12 mm	black	90.0502.112.00	90.0505.112.00	90.0525.112.00
6/6/2 (12.76 mm)	red	90.0502.113.00	90.0505.113.00	90.0525.113.00
6/6/4 (13.52 mm)	grey	90.0502.114.00	90.0505.114.00	90.0525.114.00
15 mm	yellow	90.0502.115.00	90.0505.115.00	90.0525.115.00
8/8/2 (16.76 mm)	brown	90.0502.117.00	90.0505.117.00	90.0525.117.00
8/8/4 (17.52 mm)	green	90.0502.118.00	90.0505.118.00	90.0525.118.00
19 mm	blue	90.0502.119.00	90.0505.119.00	90.0525.119.00
10/10/2 (20.76 mm)	red	90.0502.121.00	90.0505.121.00	90.0525.121.00
10/10/4 (21.52 mm)	green	90.0502.122.00	90.0505.122.00	90.0525.122.00

ONLEVEL GLASSTOP.

The first effective solution against glass slippage while mounting staircases

Wow...another innovative solution from ONLEVEL. So far, there was no standardised protection against glass slippage when mounting the staircase glass profiles. Until now, elaborate auxiliary devices needed to be constructed or even several installers needed to hold the glass in the profile, adjust it, protect it against slippage and fix it simultaneously.

With GLASSTOP, ONLEVEL has once again developed a solution to simplify installation on stairs and gradients which is simple and ingenious at a time.

Simply screw GLASSTOP into the profile and insert the glass. The glass can now no longer slip downwards. Depending on glass dimensions, the installation effort may be reduced by up to 80%. Less installers, increased safety and a well-conceived system behind.

1.5kN 90.7009.001.41
3.0kN 90.7009.003.41



TL-6040

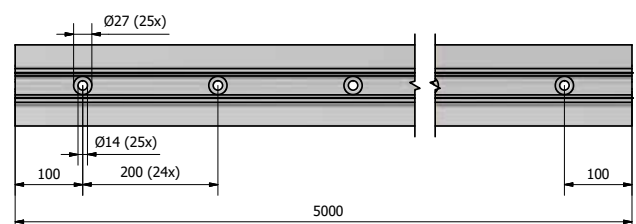
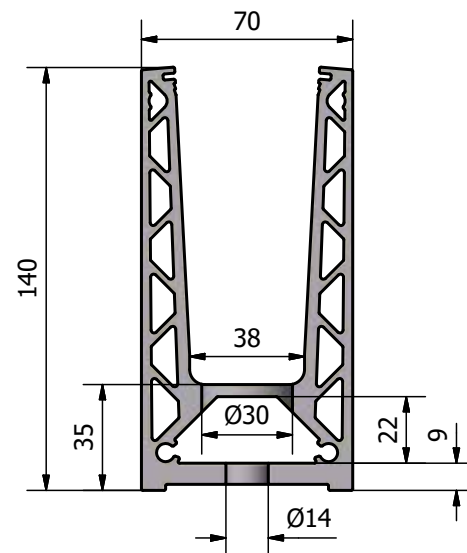
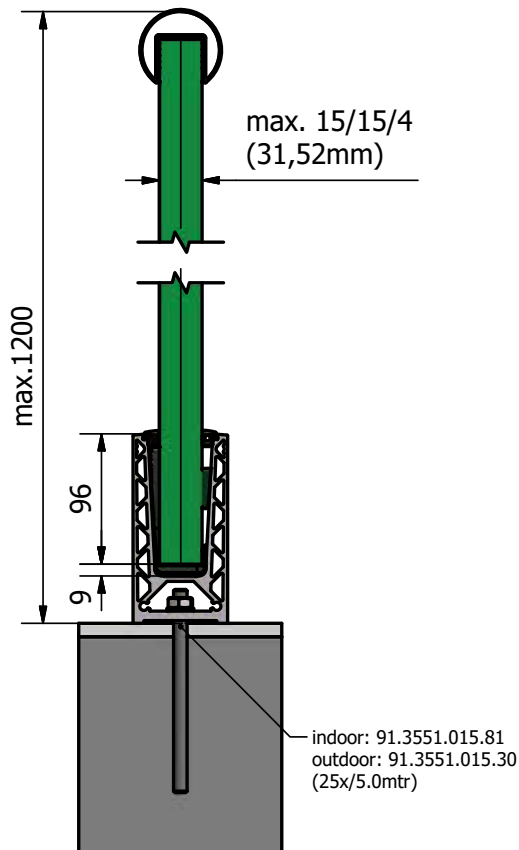
3.0 kN Top Mount

Eat this

The U Profile HD TL-6040 is a good bloke. Now you don't only save installation time but can start your BBQ even earlier. Thanks to the use of anchor bolts, you save cash when compared to the standard countersunk head anchors. In addition, this greatly increases the adjustment facilities when mounting the profile.

Essential Features


- | Slimline, elegant design and low-maintenance
- | **ONLEVEL** FLEXFIT Glass Adjustment Tool
- | Drainage holes
- | Extension pin holes
- | For glass thicknesses between 21.52 - 31.52 mm
- | For applications in the public area





Unlimited
application versatility

Fat but still
nearly invisible



Especially for applications
in the public area



Top mount

TL-6040 | 3.0 KN TOP MOUNT

Glass profile



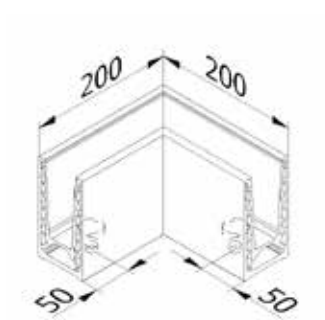
- | Height 140 mm
- | Width 70 mm
- | Sales unit: 1 piece

Model 6040	Mill finish	Plain aluminium	RAL coloured
Length	Art. no.	Art. no.	Art. no.
5000	10.6040.005.10	10.6040.005.11	10.6040.005.13/16/18

Inside corner / outside corner 90°



- | Side length inside 130 mm
- | Side length outside 200 mm
- | Sales unit: 1 piece



Model 6040	Mill finish	Plain aluminium	RAL coloured
	Art. no.	Art. no.	Art. no.
	10.6040.390.10	10.6040.390.11	10.6040.390.13/16/18

End cap, left/right



- | For use on the left and right
- | Sales unit: 1 piece

Model 6040	Mill finish	Plain aluminium	RAL coloured
Application	Art. no.	Art. no.	Art. no.
left/right	10.6040.490.10	10.6040.490.11	10.6040.490.13/16/18

Fischer fixing anchor FIS AM M10x150



- | Finish interior application: zinc-plated steel (inside)
- | Finish exterior application: V4A (exterior)
- | Required number per 5000 mm: 25 pieces
- | Sales unit: 25 pieces

Model 3511	zinc-plated steel (inside)	V4A (exterior)
	Art. no.	Art. no.
	91.3551.015.81	91.3551.015.30

TL-6040 | 3.0 KN TOP MOUNT

Extension pin



- | Length: 40 mm
- | Diameter: Ø 6 mm
- | Sales unit: 8 piece

Model 7001	V4A (inside & outside)
Art. no.	
90.7001.640.31	

Fixing anchor for steel



- | Finish interior application: zinc-plated steel (inside)
- | Finish exterior application: V4A (exterior)
- | Required number per 5000 mm: 25 pieces
- | M10 x 60 mm
- | Sales unit: 25 pieces

Model 6040	Zinc-plated steel (interior)	V4A (outside)
Art. no.		Art. no.
91.6040.040.81		91.6040.040.30

FLEXFIT 3.0 KN



- | Fine adjustment of glass panes
- | For glass thicknesses between 21.52 - 31.52 mm
- | Adjustment of up to 34 mm in relation to the vertical axis
- | Pay attention to the right glass thickness!

Length		2500 mm	5000 mm	25 mtr
Glass thickness	Wedge colour	Art. no.	Art. no.	Art. no.
10/10/4 (21.52 mm)	blue	90.0502.322.00	90.0505.322.00	90.0525.322.00
12/12/4 (25.52 mm)	red	90.0502.326.00	90.0505.326.00	90.0525.326.00
15/15/4 (31.52 mm)	green	90.0502.332.00	90.0505.332.00	90.0525.332.00

TL-6021

1.5 kN Side Mount

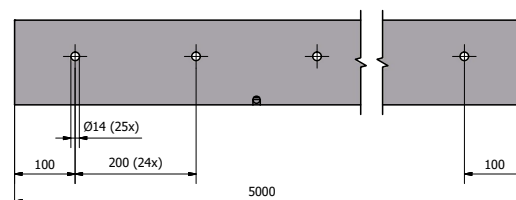
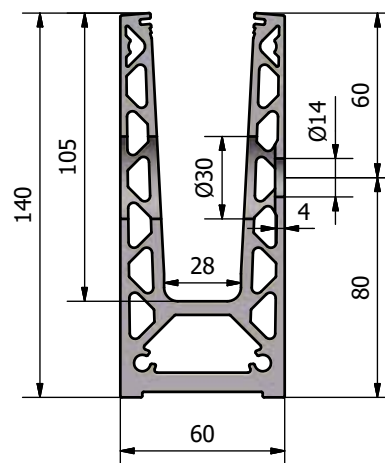
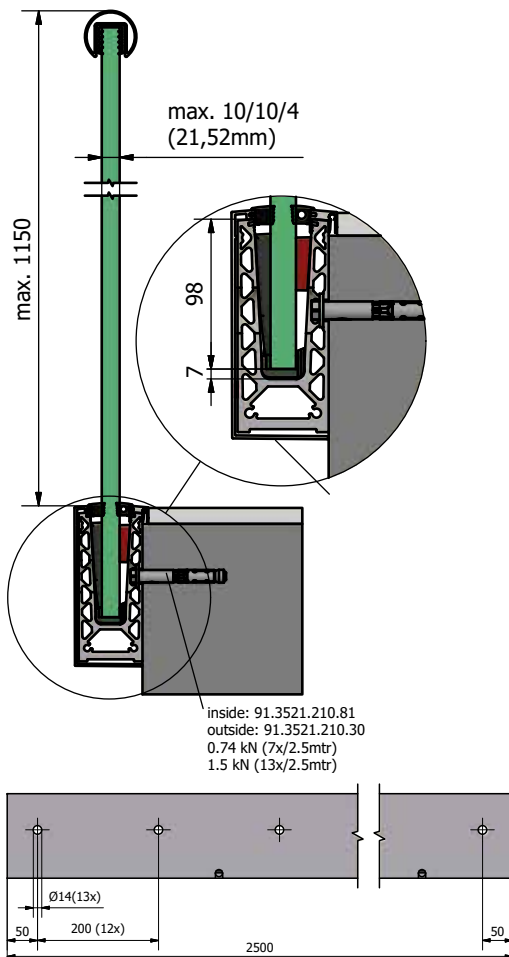
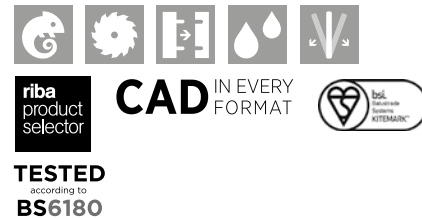
The Evolution Goes On.

The TL-6021 U-profile is the intelligent onward development of the TL-6011 profile. Here the outstanding feature consists in the increase of mounting distances, which now enables the use of the profile also on an anchor bolt without countersunk head. This makes mounting the product not only much quicker and more cost efficient, also statics have improved significantly.

The TL-6021 U-profile can be used for exterior applications. It can withstand a linear load of 1.5 kN and is appropriate for glass thicknesses between 12 mm and 21.52 mm.

Essential Features

- | Slimline, elegant design and low-maintenance
- | **ONLEVEL** FLEXFIT Glass Adjustment Tool
- | Drainage holes
- | Cover (optional)
- | For use with Top Cover 3.0 kN
- | For glass thicknesses between 12 mm and 21.52 mm
- | For applications of 0.74kN in private areas, the mounting distance amounts to 40 cm





Improved statics

Can be anchored universally
depending on the application



Side mount

Integrated multifunctional
sophisticated chamber for
enabling larger drilling
distances

TL-6021 | 1.5 KN SIDE MOUNT

Glass profile



| Height: 140 mm
| Width: 60 mm
| Sales unit: 1 piece

Model 6021	Mill finish	Plain aluminium	Stainless steel look	RAL coloured
Length	Art. no.	Art. no.	Art. no.	Art. no.
2500	-	10.6021.002.11	10.6021.002.12	-
5000	10.6021.005.10	10.6021.005.11	10.6021.005.12	10.6021.005.13/16/18

Inside corner 90°



| Side length inside: 140 mm
| Side length outside: 200 mm
| Sales unit: 1 piece

Model 6021	Mill finish	Plain aluminium	Stainless steel look	RAL coloured
	Art. no.	Art. no.	Art. no.	Art. no.
	10.6021.300.10	10.6021.300.11	10.6021.300.12	10.6021.300.13/16/18

Outside corner 90°



| Side length inside: 140 mm
| Side length outside: 200 mm
| Sales unit: 1 piece

Model 6021	Mill finish	Plain aluminium	Stainless steel look	RAL coloured
	Art. no.	Art. no.	Art. no.	Art. no.
	10.6021.350.10	10.6021.350.11	10.6021.350.12	10.6021.350.13/16/18

End cap, left



| For use on the left
| Sales unit: 1 piece

Model 6021	Mill finish	Plain aluminium	Stainless steel look	RAL coloured
Application	Art. no.	Art. no.	Art. no.	Art. no.
left	10.6021.400.10	10.6021.400.11	10.6021.400.12	10.6021.400.13/16/18

TL-6021 | 1.5 KN SIDE MOUNT

End cap, left, with cover cap



| For use on the left
| Sales unit: 1 piece

Model 6021	Mill finish	Plain aluminium	Stainless steel look	RAL coloured
Application	Art. no.	Art. no.	Art. no.	Art. no.
left	10.6021.410.10	10.6021.410.11	10.6021.410.12	10.6021.410.13/16/18

End cap, right



| For use on the right
| Sales unit: 1 piece

Model 6021	Mill finish	Plain aluminium	Stainless steel look	RAL coloured
Application	Art. no.	Art. no.	Art. no.	Art. no.
right	10.6021.450.10	10.6021.450.11	10.6021.450.12	10.6021.450.13/16/18

End cap, right, with cover cap



| For use on the right
| Sales unit: 1 piece

Model 6021	Mill finish	Plain aluminium	Stainless steel look	RAL coloured
Application	Art. no.	Art. no.	Art. no.	Art. no.
right	10.6021.460.10	10.6021.460.11	10.6021.460.12	10.6021.460.13/16/18

End cap for staircase with cover strip, left



| For use on the left
| can be cut to size
| Sales unit: 1 piece

Model 6021	Mill finish	Plain aluminium	Stainless steel look	RAL coloured
Application	Art. no.	Art. no.	Art. no.	Art. no.
left	10.6021.411.10	10.6021.411.11	10.6021.411.12	10.6021.411.13/16/18

TL-6021 | 1.5 KN SIDE MOUNT

End cap for staircase with cover strip, right



- | For use on the right
- | can be cut to size
- | Sales unit: 1 piece

Model 6021	Mill finish	Plain aluminium	Stainless steel look	RAL coloured
Application	Art. no.	Art. no.	Art. no.	Art. no.
right	10.6021.461.10	10.6021.461.11	10.6021.461.12	10.6021.461.13/16/18

Cover strip



- | With mounting strips
- | For use with a cover cap, end caps must be ordered separately
- | Sales unit: 1 piece

Model 6021	Mill finish	Plain aluminium	Stainless steel look	RAL coloured
Length	Art. no.	Art. no.	Art. no.	Art. no.
2500	-	10.6021.202.11	-	-
5000	10.6021.205.10	10.6021.205.11	10.6021.205.12	10.6021.205.13/16/18

Spacer



- | Thickness: 15 mm
- | Sales unit: 1 piece

Model 6021	Mill finish	Plain aluminium	Stainless steel look	RAL coloured
	Art. no.	Art. no.	Art. no.	Art. no.
	10.6021.500.10	10.6021.500.11	10.6021.500.12	10.6021.500.13/16/18

Blanking plug



- | Required number per 2500 mm: 17 pieces
- | Sales unit: 10 pieces

Model 7000		Plastic
Colour	Diameter	Art. no.
white	30 mm	90.7000.030.40
black	30 mm	90.7000.030.41
grey	30 mm	90.7000.030.45

TL-6021 | 1.5 KN SIDE MOUNT

Extension pin



- | Length: 40 mm
- | Diameter: Ø 6 mm
- | Sales unit: 8 piece

Model 7001	V4A (inside & outside)
Art. no.	
90.7001.640.31	

Fischer fixing anchor FH II 12/10



- | Finish interior application: zinc-plated steel (inside)
- | Finish exterior application: V4A (exterior)
- | Required number per 2500 mm: 13 pieces
- | Sales unit: 50 pieces

Model 3521	zinc-plated steel (inside)	V4A (exterior)
Art. no.		Art. no.
91.3521.210.81		91.3521.210.30

Fixing anchor for steel



- | Finish interior application: zinc-plated steel (inside)
- | Finish exterior application: V4A (exterior)
- | Required number per 2500 mm: 13 pieces
- | M10 x 60 mm
- | Sales unit: 13 pieces

Model 6021	zinc-plated steel (inside)	V4A (exterior)
Art. no.		Art. no.
91.6021.060.81		91.6021.060.30

Rampa fixing anchor for wood



- | Finish interior application: zinc-plated steel (inside)
- | Required number per 2500 mm: 13 pieces
- | M12
- | Sales unit: 13 pieces

Model 6021	zinc-plated steel (inside)
Art. no.	
91.6021.800.81	



TL-6021 | 1.5 KN SIDE MOUNT

FLEXFIT 1.0 kN



- | Fine adjustment of glass panes
- | For glass thicknesses between 12 - 21.52 mm
- | Adjustment of up to 34 mm in relation to the vertical axis
- | Pay attention to the right glass thickness!



Length		2500 mm	5000 mm	25 mtr
Glass thickness	Wedge colour	Art. no.	Art. no.	Art. no.
12 mm	black	90.0502.112.00	90.0505.112.00	90.0525.112.00
6/6/2 (12.76 mm)	red	90.0502.113.00	90.0505.113.00	90.0525.113.00
6/6/4 (13.52 mm)	grey	90.0502.114.00	90.0505.114.00	90.0525.114.00
15 mm	yellow	90.0502.115.00	90.0505.115.00	90.0525.115.00
8/8/2 (16.76 mm)	brown	90.0502.117.00	90.0505.117.00	90.0525.117.00
8/8/4 (17.52 mm)	green	90.0502.118.00	90.0505.118.00	90.0525.118.00
19 mm	blue	90.0502.119.00	90.0505.119.00	90.0525.119.00
10/10/2 (20.76 mm)	red	90.0502.121.00	90.0505.121.00	90.0525.121.00
10/10/4 (21.52 mm)	green	90.0502.122.00	90.0505.122.00	90.0525.122.00

DRAINAGE – BUT NOT A RAIN GUTTER.

If water and cold combine, this can lead to problems when using all-glass balustrades. For this purpose, all **ONLEVEL** glass support profiles are equipped with drainage holes with a distance of 1000 mm between each of them. And we wouldn't be **ONLEVEL**, if we hadn't thought of all sorts of situations. Depending on the season, the balustrade can be subject to the most different influences (e.g.: leaves, sand, dirt).

We offer the only profile of this kind on the market.

ONLEVEL has paid special attention to ensure that the pivot point of the glass is on the same level as the rubber seals – therefore the rubber seals are never directly subjected to an increased or decreased load. As a result, dirt affects the balustrade much less.



TL-6041

3.0 kN Side Mount

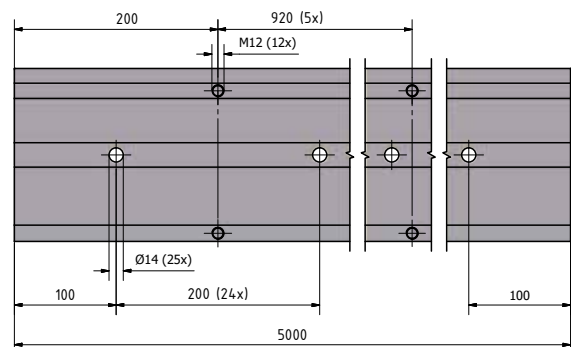
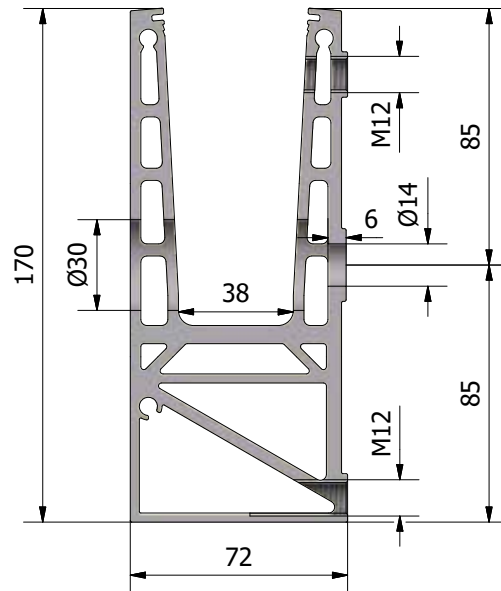
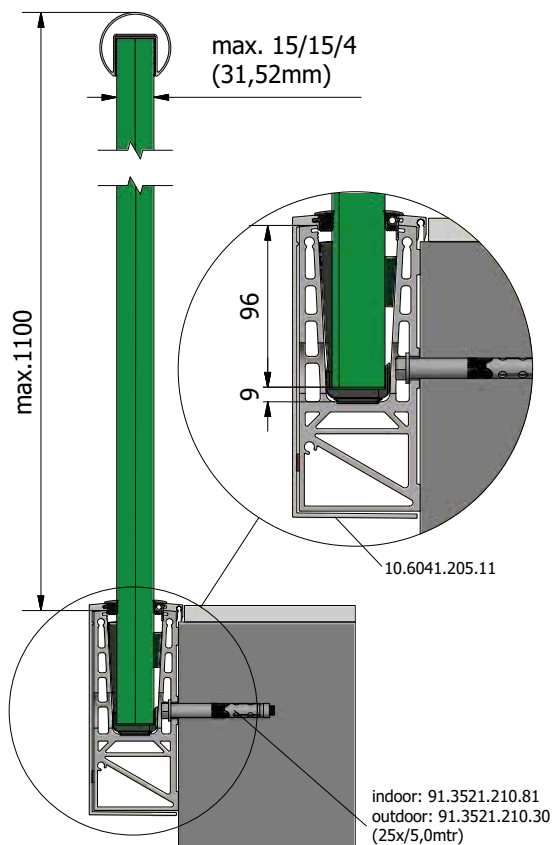
Holy Hänschen.

You can't teach an old dog new tricks?

Wrong. What works on top can also be used on the side. The TL-6041 profile runs like a Swiss clockwork. Developed specifically for the USA and the Alpine region for extremely high loads and efficient installation. Save time and take your advantage.

Essential Features

- | Slimline, elegant design and low-maintenance
- | **ONLEVEL** Flex-Fit Glass Adjustment Tool
- | Extension pin holes
- | Drainage holes
- | Cover (optional)
- | Integrated multifunctional sophisticated chamber
- | For glass thicknesses between 21.52 - 31.52 mm





Mount directly onto steel
or concrete



Side mount

M12 thread: adjustment
of the profile with screws
possible

Integrated multifunctional
sophisticated chamber for
enabling larger drilling distances

TL-6041 | 3.0 KN SIDE MOUNT

Glass profile



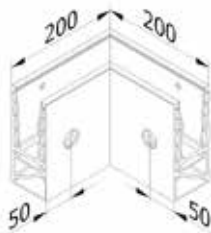
- | Height: 170 mm
- | Width: 72 mm
- | Sales unit: 1 piece

Model 6041	Mill finish	Plain aluminium	RAL coloured
Length	Art. no.	Art. no.	Art. no.
5000	10.6041.005.10	10.6041.005.11	10.6041.005.13/16/18

Inside corner 90°



- | Side length inside 128 mm
- | Side length outside 200 mm
- | Sales unit: 1 piece

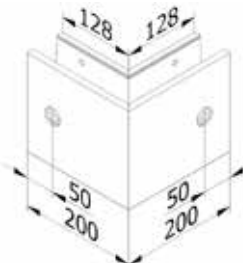


Model 6041	Mill finish	Plain aluminium	RAL coloured
	Art. no.	Art. no.	Art. no.
	10.6041.300.10	10.6041.300.11	10.6041.300.13/16/18

Outside corner 90°



- | Side length inside 128 mm
- | Side length outside 200 mm
- | Sales unit: 1 piece



Model 6041	Mill finish	Plain aluminium	RAL coloured
	Art. no.	Art. no.	Art. no.
	10.6041.350.10	10.6041.350.11	10.6041.350.13/16/18

End cap, left



- | For use on the left
- | Sales unit: 1 piece

Model 6041	Mill finish	Plain aluminium	RAL coloured
Application	Art. no.	Art. no.	Art. no.
left	10.6041.400.10	10.6041.400.11	10.6041.400.13/16/18

TL-6041 | 3.0 KN SIDE MOUNT

End cap, right



| For use on the right
| Sales unit: 1 piece

Model 6041	Mill finish	Plain aluminium	RAL coloured
Application	Art. no.	Art. no.	Art. no.
right	10.6041.450.10	10.6041.450.11	10.6041.450.13/16/18

End cap, left, with cover cap



| For use on the left
| Sales unit: 1 piece

Model 6041	Mill finish	Plain aluminium	RAL coloured
Application	Art. no.	Art. no.	Art. no.
left	10.6041.410.10	10.6041.410.11	10.6041.410.13/16/18

End cap, right, with cover cap



| For use on the right
| Sales unit: 1 piece

Model 6041	Mill finish	Plain aluminium	RAL coloured
Application	Art. no.	Art. no.	Art. no.
right	10.6041.460.10	10.6041.460.11	10.6041.460.13/16/18

Cover strip



| With mounting strips
| For use with a cover cap, end caps must be ordered separately.
| Sales unit: 1 piece

Model 6041	Mill finish	Plain aluminium	RAL coloured
Length	Art. no.	Art. no.	Art. no.
5000	10.6041.2050.10	10.6041.205.11	10.6041.205.13/16/18

TL-6041 | 3.0 KN SIDE MOUNT

Fischer fixing anchor FH II 12/10



- | Finish interior application: zinc-plated steel (inside)
- | Finish exterior application: V4A (exterior)
- | Required number per 2500 mm: 13 pieces
- | Sales unit: 50 pieces

Model 3521	zinc-plated steel (inside)	V4A (exterior)
	Art. no.	Art. no.
	91.3521.210.81	91.3521.210.30

Fixing anchor for steel



- | Finish interior application: zinc-plated steel (inside)
- | Finish exterior application: V4A (exterior)
- | Required number per 2500 mm: 13 pieces
- | M10 x 60 mm
- | Sales unit: 13 pieces

Model 6041	zinc-plated steel (inside)	V4A (exterior)
	Art. no.	Art. no.
	91.6041.060.81	91.6041.060.30

Rampa fixing anchor for wood



- | Finish interior application: zinc-plated steel (inside)
- | Required number per 2500 mm: 13 pieces
- | M12
- | Sales unit: 13 pieces

Model 6041	zinc-plated steel (inside)
	Art. no.
	91.6041.800.81



FLEXFIT 3.0 kN



- | Fine adjustment of glass panes
- | For glass thicknesses between 21.52 - 31.52 mm
- | Adjustment of up to 34 mm in relation to the vertical axis
- | Pay attention to the right glass thickness!

Length		2500 mm	5000 mm	25 mtr
Glass thickness	Wedge colour	Art. no.	Art. no.	Art. no.
10/10/4 (21.52 mm)	blue	90.0502.322.00	90.0505.322.00	90.0525.322.00
12/12/4 (25.52 mm)	red	90.0502.326.00	90.0505.326.00	90.0525.326.00
15/15/4 (31.52 mm)	green	90.0502.332.00	90.0505.332.00	90.0525.332.00

KRONOS. TIME TO FIX IT. ADJUSTABLE GLASS CLAMPS.

Done!

It has taken long. But the best clamp ever is now available thanks to a completely new production process. Made in Germany – Yeah!

What is Kronos up to?

Kronos is the first glass clamp which can be adjusted. It almost communicates with you. One clamp can cover all glass thicknesses ranging from 8 to 12.76 mm. Rost is water under the bridge now. We have passed the salt spray test after 1,000 hours according to ASTM B117 without any problem. The zinc-nickel coated stainless steel clamp is assured to be rustproof.


Unexpectedly loosening V-shaped clamps have been a safety issue for a long time. Thanks to its absolutely precise production technique, **ONLEVEL** is able to completely eliminate this problem.

In the past you needed to have a suitable clamp available for each glass thickness and each surface type. With Kronos you can now reduce your inventory and your consultation by 70%. One clamp that does it all! The covers are simply available individually.

And the best is yet to come.

Our innovative production process enables us to manufacture Kronos even more cost-effectively. It is the first metal fitting product which is once again made in Germany: perfect quality, guaranteed rustproof and no unexpected opening. In this way, **ONLEVEL** has made life so much easier for clamps – providing advantages for the entire supply chain at the same time: considerably reduced stockkeeping for the retailer, a clamp for all relevant glass thicknesses for the customer, and an enthralling glass clamp for the architect. And all of that at an unbeatable price.


ONLEVEL and **KRONOS** are simply fun.




TOP COVER AND FLOOR CONNECT

The Top Cover Profiles.

The application versatility of all-glass balustrades in diverse construction projects almost equals the variety of the projects themselves. We have developed the Top Cover Profile for a seamless connection to your individual project. This profile can simply be clipped onto all **ONLEVEL** all-glass balustrade profiles and can be used for an almost infinite range of connections. The costs involved are reduced and possible special applications for the connection to your facade or your floor become standardised.





TOP COVER 0.74 KN

0.74 kN Top Cover, 3 mm



- | Width 3 mm
- | 0.74 kN
- | e.g. for steel sheets
- | Sales unit: 1 piece



Model 8010	Mill finish	Plain aluminium	RAL coloured
Length	Art. no.	Art. no.	Art. no.
5000	90.8010.035.10	90.8010.035.11	90.8010.035.13/16/18

0.74 kN Top Cover, 10 mm



- | Width 10 mm
- | 0.74 kN
- | e.g. for glass
- | Sales unit: 1 piece



Model 8010	Mill finish	Plain aluminium	RAL coloured
Length	Art. no.	Art. no.	Art. no.
5000	90.8010.105.10	90.8010.105.11	90.8010.105.13/16/18

0.74 kN Top Cover, 15 mm



- | Width 15 mm
- | 0.74 kN
- | e.g. Rigips plasterboard or Trespa panels
- | Sales unit: 1 piece



Model 8010	Mill finish	Plain aluminium	RAL coloured
Length	Art. no.	Art. no.	Art. no.
5000	90.8010.155.10	90.8010.155.11	90.8010.155.13/16/18

0.74 kN Top Cover, 20 mm



- | Width 20 mm
- | 0.74 kN
- | e.g. for wood
- | Sales unit: 1 piece



Model 8010	Mill finish	Plain aluminium	RAL coloured
Length	Art. no.	Art. no.	Art. no.
5000	90.8010.205.10	90.8010.205.11	90.8010.205.13/16/18

TOP COVER 0.74 kN | FLOOR CONNECT 0.74 kN

0.74 kN Top Cover, 120 mm



- | Width 120 mm
- | 0.74 kN
- | e.g. for clinker or stone
- | Sales unit: 1 piece



Model 8011	Plain aluminium	RAL coloured
Length	Art. no.	Art. no.
5000	90.8011.205.11	90.8011.205.13/16/18

3.0 kN Top Cover, 3 mm



- | Width 3 mm
- | 3.0kN, and for the 6020 and 6021 profiles
- | Sales unit: 1 piece



Model 8030	Plain aluminium	RAL coloured
Length	Art. no.	Art. no.
5000	90.8030.035.11	90.8030.035.13/16/18

3.0 kN Top Cover, 10 mm



- | Width 10 mm
- | 3.0kN, and for the 6020 and 6021 profiles
- | Sales unit: 1 piece



Model 8030	Plain aluminium	RAL coloured
Length	Art. no.	Art. no.
5000	90.8030.105.11	90.8030.105.13/16/18

3.0 kN Top Cover, 20 mm



- | Width 20 mm
- | 3.0kN, and for the 6020 and 6021 profiles
- | Profile height 20 mm
- | Interior height 16 mm
- | Sales unit: 1 piece



Model 8030	Plain aluminium	RAL coloured
Length	Art. no.	Art. no.
5000	90.8030.205.11	90.8030.205.13/16/18

FLOOR CONNECT 3.0kN

0.74 kN Floor Connect



| Width 20 mm
| 0.74 kN
| Sales unit: 1 piece

Model 8110	Plain aluminium	RAL coloured
Length	Art. no.	Art. no.
5000	90.8110.205.11	90.8110.205.13/16/18

3.0kN Floor Connect



| Width 20 mm
| Sales unit: 1 piece

Model 8130	Mill finish	Plain aluminium	RAL coloured
Length	Art. no.	Art. no.	Art. no.
5000	90.8130.205.10	90.8130.205.11	90.8130.205.13/16/18



PERFECT FIT. PERFECT PRICE.



FLEXFIT is the perfect system for the fine adjustment of glass panes. With FLEXFIT you can adjust any glass pane individually while positioning it up to 34 mm in relation to the vertical axis.

Ready.

With only one simple sliding movement, you can adjust the glass that precisely that 30% less mounting time is required. FLEXFIT is optionally available in all Translevel glass support profiles for thicknesses between 12 mm and 31.52 mm.

Steady.

Standard systems often require installation on both the fall and the balcony sides. FLEXFIT can be handled exclusively from the balcony side. This applies for the entire installation process, by the way, which is not only much safer but also saves you unnecessary expenditures for a scaffold or lifting platform.

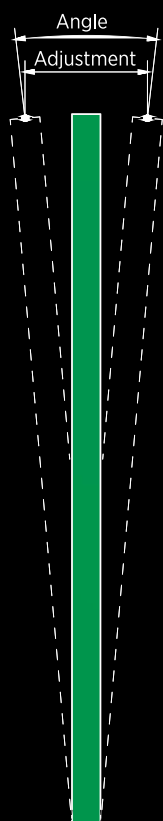
Go.

ONLEVEL has developed the practical FLEXFIT system for quickly and perfectly adjusting glass panels: With one single move of your hand, you can adjust the glass with millimetric precision.

Saves 30% of installation time

Installation only
from the balcony
side


For glass thicknesses
between 12 mm
and 31.52 mm



GLASS THICKNESS 0.74kN	ANGLE	GLASS HEIGHT 1000mm	GLASS HEIGHT 1100mm	GLASS HEIGHT 1200mm
		ADJUSTMENT	ADJUSTMENT	ADJUSTMENT
12 mm	1.6°	28 mm	30 mm	34 mm
12.76 mm (6/6/2)	1.6°	28 mm	30 mm	34 mm
13.52 mm (6/6/4)	1.6°	28 mm	30 mm	34 mm
15 mm	1.6°	28 mm	30 mm	34 mm
16.76 mm (8/8/2)	1.0°	28 mm	30 mm	34 mm
17.52 mm (8/8/4)	1.6°	28 mm	30 mm	34 mm
19 mm	1.0°	18 mm	20 mm	22 mm
20.76 mm (10/10/2)	1.0°	18 mm	20 mm	22 mm
21.52 mm (10/10/4)	1.0°	18 mm	20 mm	22 mm

GLASS THICKNESS 3.0kN	ANGLE	GLASS HEIGHT 1000mm	GLASS HEIGHT 1100mm	GLASS HEIGHT 1200mm
		ADJUSTMENT	ADJUSTMENT	ADJUSTMENT
21.52 mm (10/10/4)	1.0°	28 mm	30 mm	34 mm
25.52 mm (12/12/4)	1.6°	28 mm	30 mm	34 mm
31.52 (15/15/4)	1.0°	18 mm	20 mm	22 mm





COBOLT POINT FIXINGS

0.5 kN Side Mount

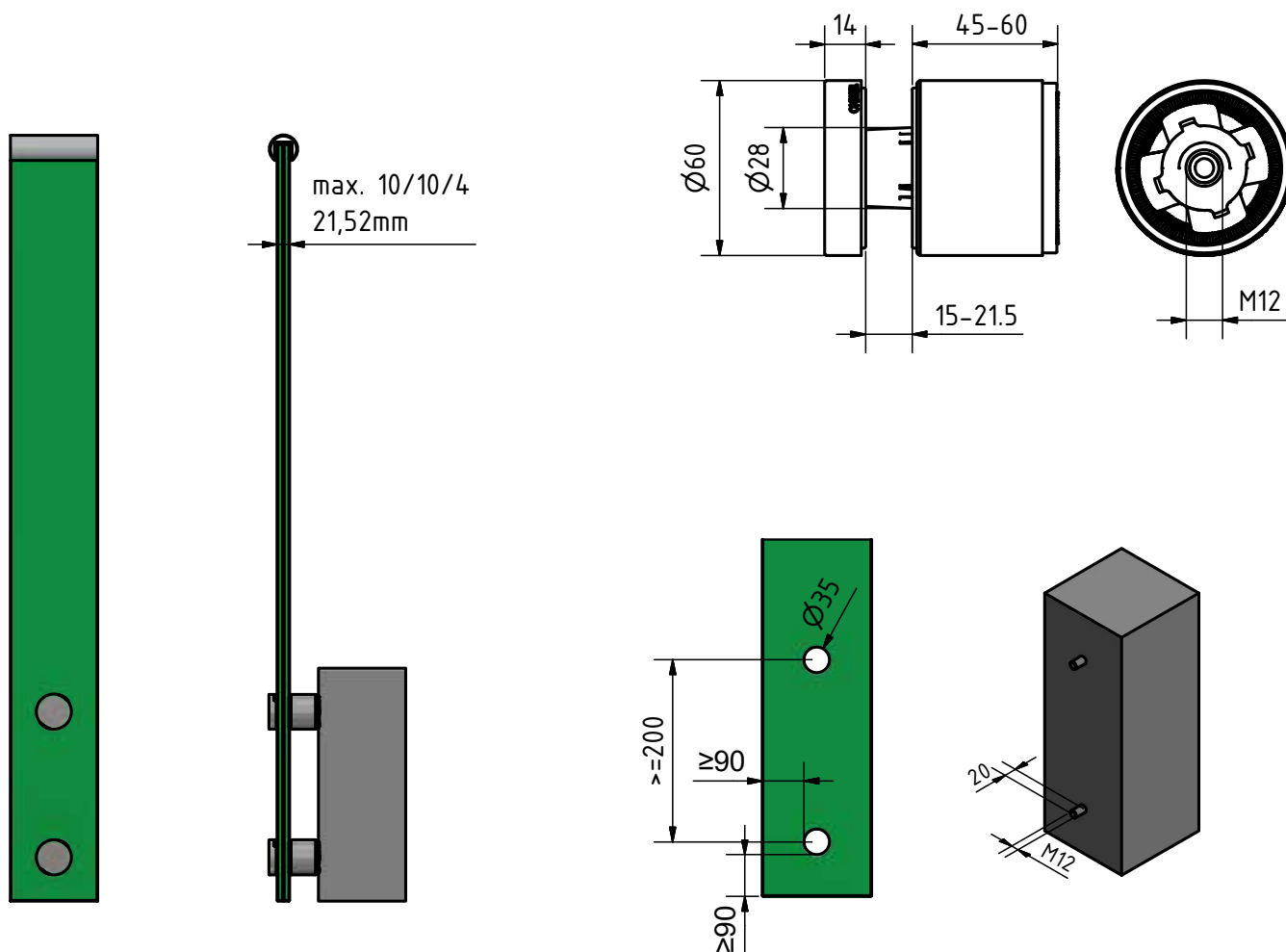
THE GERMAN COBOLT - The natural forces of heavy metal.

The first three-dimensional, continuously adjustable glass anchor.

- | The alignment of the already installed glass can be done from the front. That saves so much time!!!
- | Thanks to the unique elliptical rotational fixing, the anchor can be adjusted both vertically and horizontally by up to 5 mm in both directions on the wall.
- | Horizontal adjustment +/-5mm. For a height of 1000 mm, this results in an adjustment option of 50 mm.
- | In addition, the wall clearance is variable. It can be adjusted between 45-60 mm.
- | With a diameter of 60 mm, the bombshell among point fixings is ideally suited for medium-heavy applications.
- | And the best is yet to come. Punctual stress concentrations are avoided thanks to the articulated glass support.
That's why you are now able to reduce the glass thickness by up to 25% for the same loads compared to standard products.

Essential Features

- | Modern design
- | Available with Ø 60
- | Available in stainless steel V4A
- | Installation between two glass panes
- | 15 - 21.52 mm glass
- | 14 mm glass distance





THE GERMAN COBOLT | 0.36 KN SIDE MOUNT

COBOLT, Point fixing Ø 60 mm, adjustable

- | Finish outside: V4A
- | Sales unit: 2 pieces





Model 2660	V4A
Depth	Art. no.
45 - 55 mm	10.2660.500.31

COBOLT Tool

- | Suitable for ON**LEVEL** COBOLT
- | Pin distance: 50mm
- | Pin diameter: 4mm
- | Sales unit: 1 piece



Model 0100	Zinc-plated steel
	Art. no.
	90.0100.107.00





TL-20 | POINT FIXINGS

Side Mount

One Point Goes To...

ONLEVEL point fixing systems make the difference. ONLEVEL always attaches great importance to simple mounting and an unobtrusive design. With our point fixings, realising constructive special solutions becomes very easy. Here as well, practical relevance is our maxim. Tested in innumerable projects. For this purpose, our products are tested for different requirements by independent institutions.

Essential Features

- | Modern design
- | Available in V2A (inside) and stainless steel V4A (outside)
- | Integrated multifunctional sophisticated chamber for enabling larger drilling distances





For simple constructions
in individual applications

Available with
different diameters



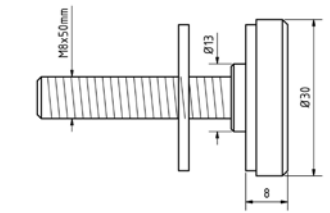
Adjustable versions
available

TL-20 | SIDE MOUNT

Point fixing Ø 30 mm



- | Finish inside: V2A
- | Finish outside: V4A
- | These adaptors are not suitable as a fall protection
- | Sales unit: 2 piece

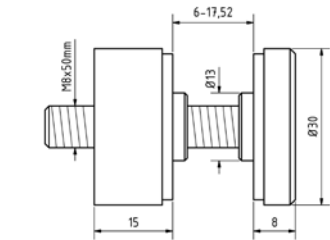


Model 2030	V2A (inside)	V4A (outside)
Depth	Art. no.	Art. no.
20 mm	10.2030.200.21	10.2030.200.31

Point fixing Ø 30 mm



- | Finish inside: V2A
- | Finish outside: V4A
- | These adaptors are not suitable as a fall protection
- | Sales unit: 2 piece

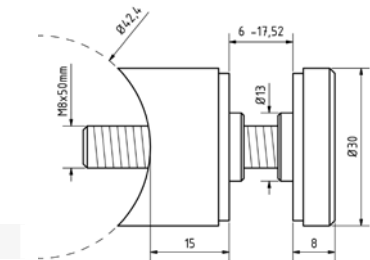


Model 2230	V2A (inside)	V4A (outside)
	Art. no.	Art. no.
	10.2230.000.21	10.2230.000.31

Point fixing Ø 30 mm



- | Connector: round 42.4 mm
- | Finish inside: V2A
- | Finish outside: V4A
- | These adaptors are not suitable as a fall protection
- | Sales unit: 2 piece

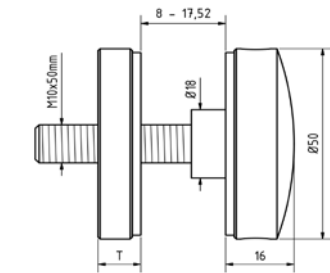


Model 2030	V2A (inside)	V4A (outside)
	Art. no.	Art. no.
	10.2030.420.21	10.2030.420.31

Point fixing Ø 50 mm



- | Finish inside: V2A
- | Finish outside: V4A
- | Sales unit: 2 piece



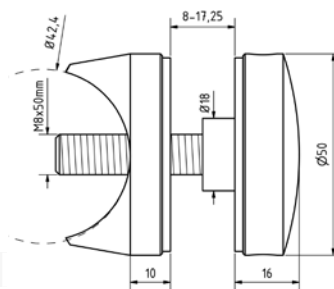
Model 2050	V2A (inside)	V4A (outside)
Depth	Art. no.	Art. no.
10 mm	10.2050.100.21	10.2050.100.31
20 mm	10.2050.200.21	10.2050.200.31
30 mm	10.2050.300.21	10.2050.300.31
40 mm	10.2050.400.21	10.2050.400.31
50 mm	10.2050.500.21	10.2050.500.31

TL-20 | SIDE MOUNT

Point fixing Ø 50 mm



- | Connector: round 42.4 mm
- | Finish inside: V2A
- | Finish outside: V4A
- | Sales unit: 2 piece

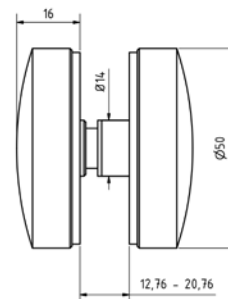


Model 2050	V2A (inside)	V4A (outside)
	Art. no.	Art. no.
	10.2050.420.21	10.2050.420.31

Point fixing Ø 50 mm



- | Finish inside: V2A
- | Finish outside: V4A
- | Sales unit: 2 piece

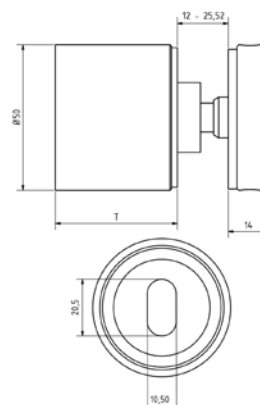


Model 2850	V2A (inside)	V4A (outside)
	Art. no.	Art. no.
	10.2850.000.21	10.2850.000.31

Point fixing Ø 50 mm, adjustable



- | Finish inside: V2A
- | Finish outside: V4A
- | Sales unit: 2 piece

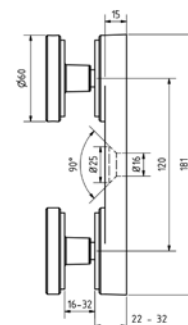


Model 2550	V2A (inside)	V4A (outside)
Depth	Art. no.	Art. no.
30 mm	10.2550.300.21	10.2550.300.31
40 mm	10.2550.400.21	10.2550.400.31
50 mm	10.2550.500.21	10.2550.500.31

Point fixings



- | Distance to the wall 15 mm
- | Finish outside: V4A
- | Height: 181 mm
- | Distance between drill holes: 120 mm
- | Sales unit: 2 pieces



Model 2160	V2A (inside)	V4A (outside)
Diameter	Art. no.	Art. no.
60	10.2160.100.21	10.2160.100.31

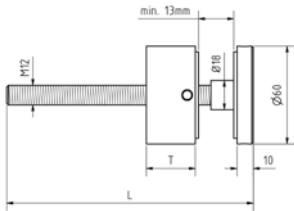
TL-20 | SIDE MOUNT

Point fixing Ø 60 mm



| Finish inside: V2A
| Finish outside: V4A
| Sales unit: 2 piece

Model 2060	V2A (inside)	V4A (outside)
Depth	Art. no.	Art. no.
10 mm	10.2060.100.21	10.2060.100.31
20 mm	10.2060.200.21	10.2060.200.31
30 mm	10.2060.300.21	10.2060.300.31
40 mm	10.2060.400.21	10.2060.400.31
50 mm	10.2060.500.21	10.2060.500.31

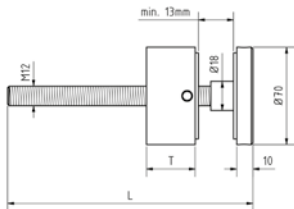


Point fixing Ø 70 mm



| Finish inside: V2A
| Finish outside: V4A
| Sales unit: 2 piece

Model 2070	V2A (inside)	V4A (outside)
Depth	Art. no.	Art. no.
10 mm	10.2070.100.21	10.2070.100.31
20 mm	10.2070.200.21	10.2070.200.31
30 mm	10.2070.300.21	10.2070.300.31
40 mm	10.2070.400.21	10.2070.400.31
50 mm	10.2070.500.21	10.2070.500.31

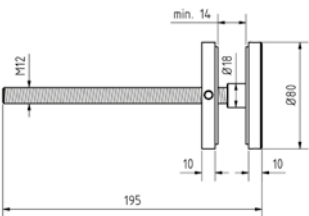


Point fixings Ø 80 mm



| Finish inside: V2A
| Finish outside: V4A
| Sales unit: 2 piece

Model 2080	V2A (inside)	V4A (outside)
	Art. no.	Art. no.
	10.2080.100.21	10.2080.100.31



Trans Level Tool

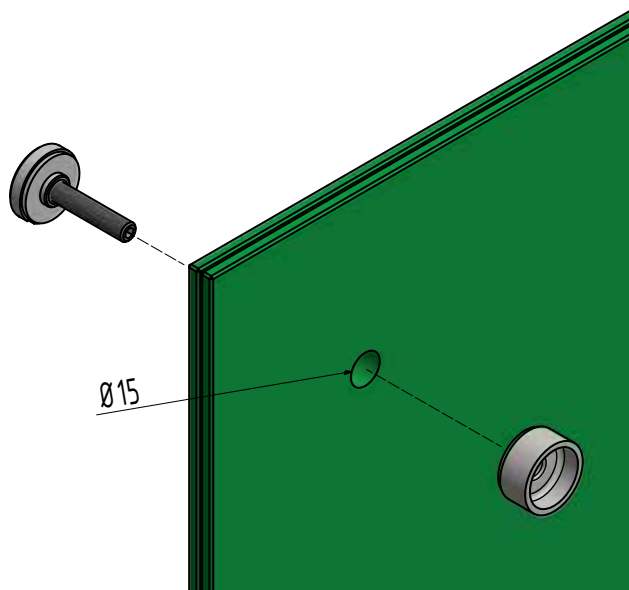


| Suitable for Onlevel TL-20 systems
| Sales unit: 1 piece

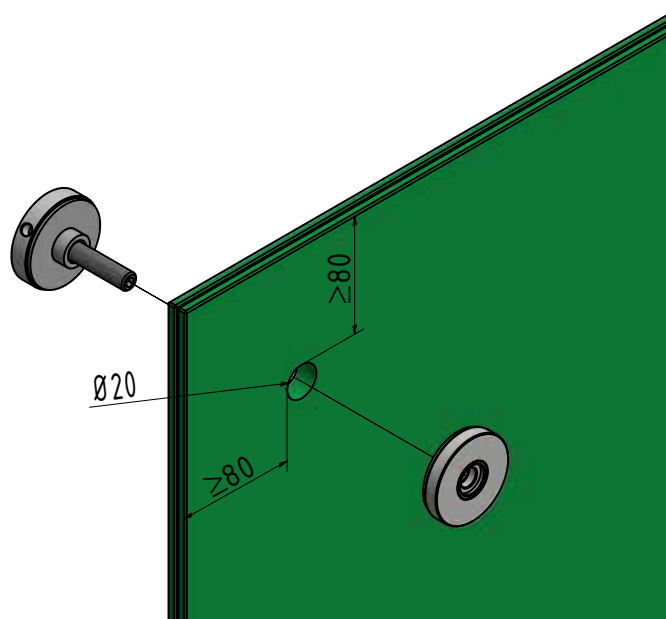
Model 0201	Zinc-plated steel
Diameter	Art. no.
20	93.0201.020.00
30	93.0201.030.00
40	93.0201.040.00
60	93.0201.060.00
70	93.0201.070.00
80	93.0201.080.00

TL-20 | SIDE MOUNT

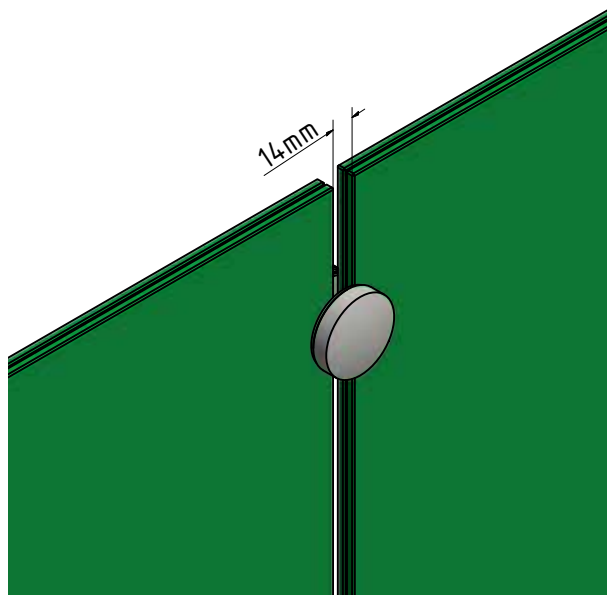
TL-2030/2230



TL-2050

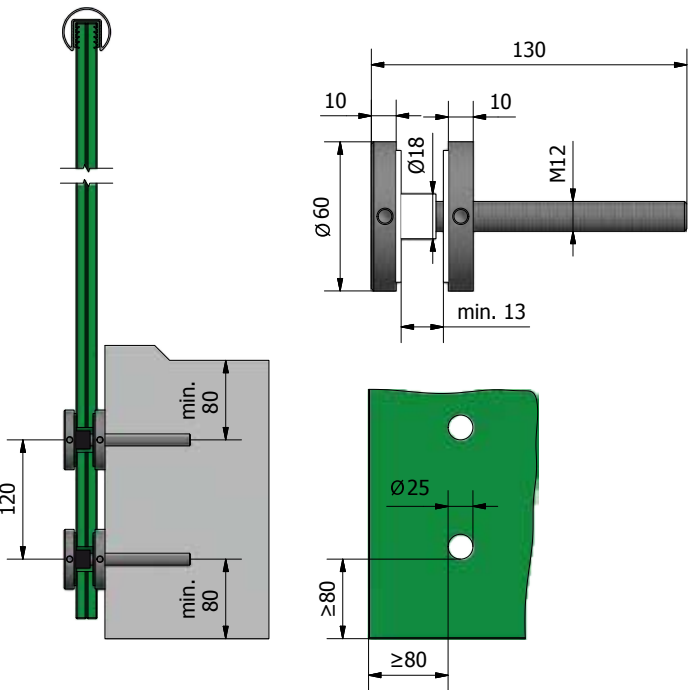


TL-2850

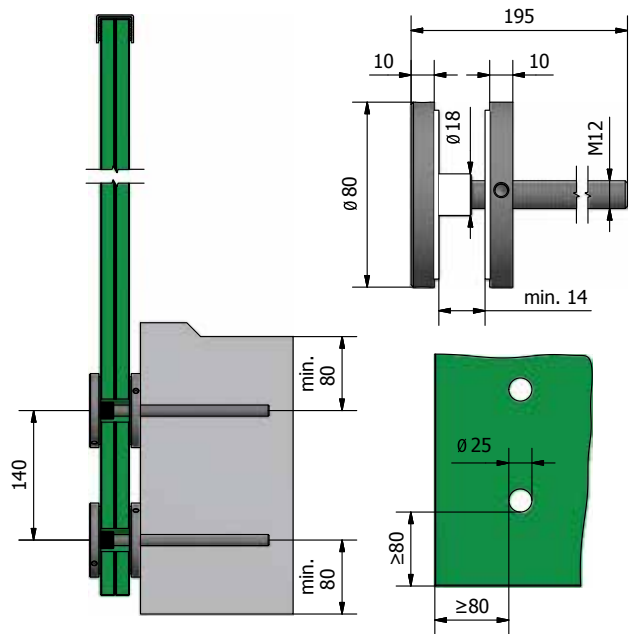


TL-20 | SIDE MOUNT

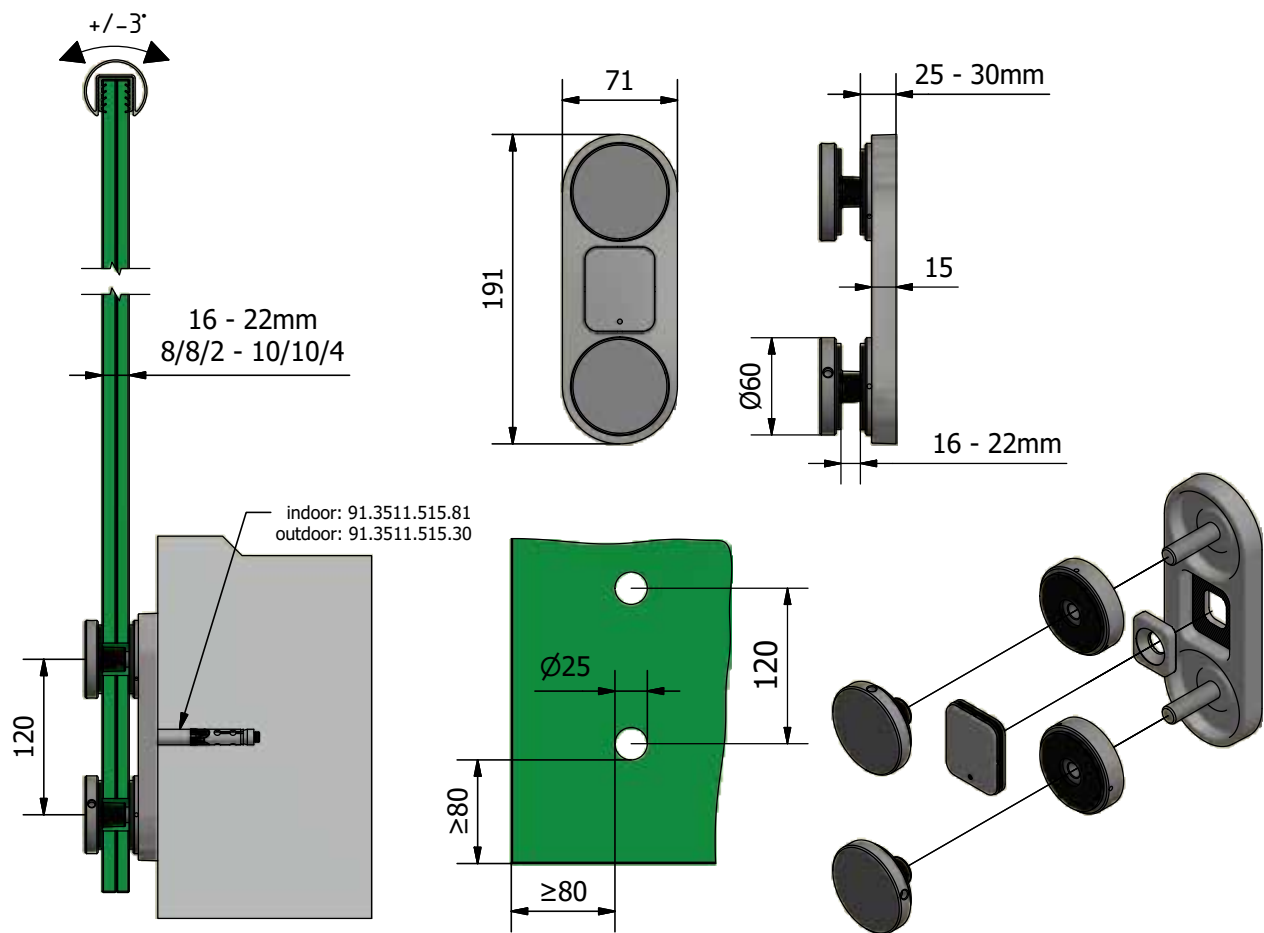
TL-2060



TL-2080



TL-2160





EMPIRE STATE POST

1.0kN top mount

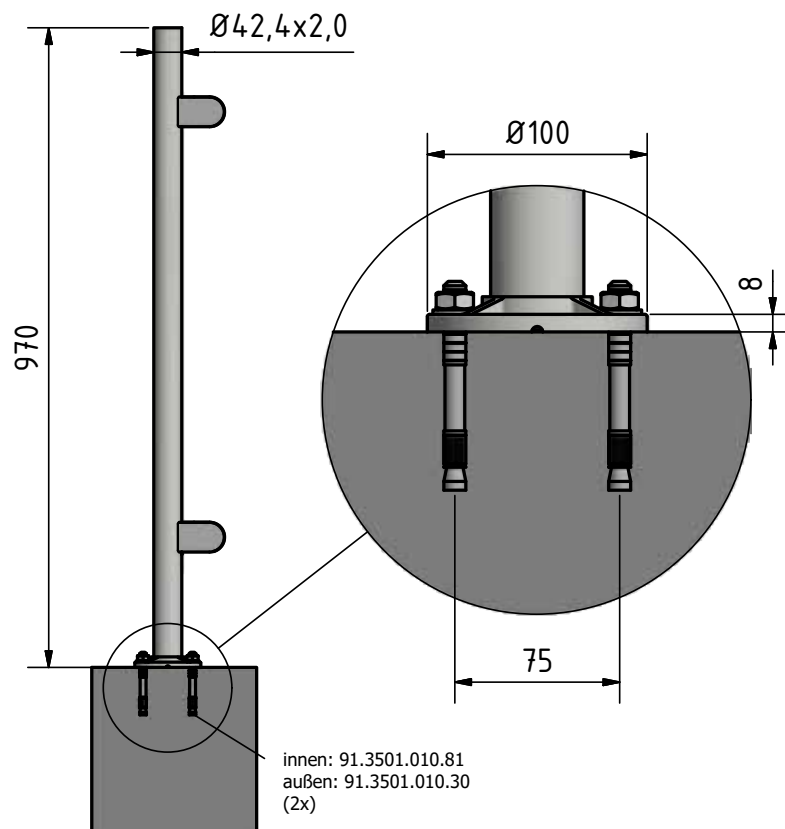
ONLEVEL - NEXT LEVEL UP

Another innovative solution from **ONLEVEL**. The first completely pre-assembled post system for all-glass balustrade systems made of stainless steel! Quick and easy to mount for sure.

ONLEVEL makes things easy. All posts are prepared for installation. That is, the threads for fixing the clamps are already pre-drilled. In case of the "Extended Version", even the adjustable **KRONOS** clamps are pre-assembled. You easily save up to 40 minutes of installation time when compared to all other standard products. Keep in mind the material thickness of 2 mm. It is absolutely essential to guarantee your safety.

Essential Features

- | Modern design
- | Available with Ø 42.4
- | Available in stainless steel V4A



OOHOHH NEW YORK - GREW UP IN A TOWN THAT IS FAMOUS...



The intuitive installation
avoids frustration and
makes you even faster.

Including the **KRONOS** glass
clamp

Completely pre-assembled
post system



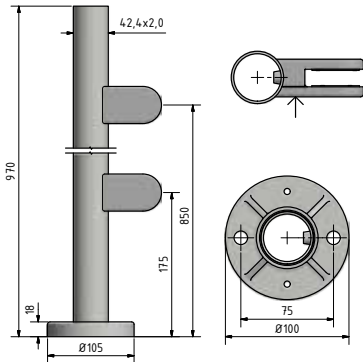
EMPIRE STATE POST + KRONOS

Empire State Post, pre-assembled with KRONOS left



- | Ø 42.4 x 2 mm
- | Height: 970 mm
- | Includes cover caps
- | Includes 2 pre-assembled glass clamps
- | Sales unit: 1 piece

Model 0610	V2A (inside)	V4A (outside)
Diameter	Art. no.	Art. no.
42.4	12.0610.422.21	12.0610.422.31

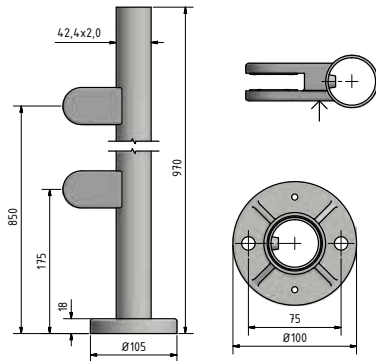


Empire State Post, pre-assembled with KRONOS right



- | Ø 42.4 x 2 mm
- | Height: 970 mm
- | Includes cover caps
- | Includes 2 pre-assembled glass clamps
- | Sales unit: 1 piece

Model 0611	V2A (inside)	V4A (outside)
Diameter	Art. no.	Art. no.
42.4	12.0611.422.21	12.0611.422.31

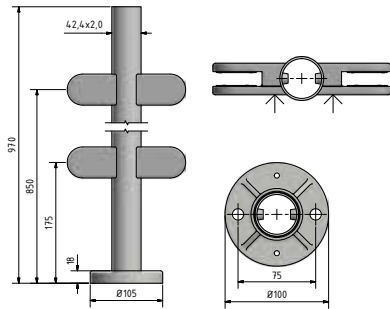


Central Empire State Post, pre-assembled with KRONOS



- | Ø 42.4 x 2 mm
- | Height: 970 mm
- | Includes cover caps
- | Includes 4 pre-assembled glass clamps
- | Sales unit: 1 piece

Model 0612	V2A (inside)	V4A (outside)
Diameter	Art. no.	Art. no.
42.4	12.0612.422.21	12.0612.422.31

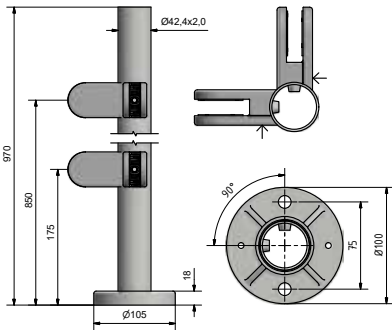


Empire State Corner Post, pre-assembled with KRONOS inside



- | Ø 42.4 x 2 mm
- | Height: 970 mm
- | Includes cover caps
- | Includes 4 pre-assembled glass clamps
- | Sales unit: 1 piece

Model 0613	V2A (inside)	V4A (outside)
Diameter	Art. no.	Art. no.
42.4	12.0613.422.21	12.0613.422.31



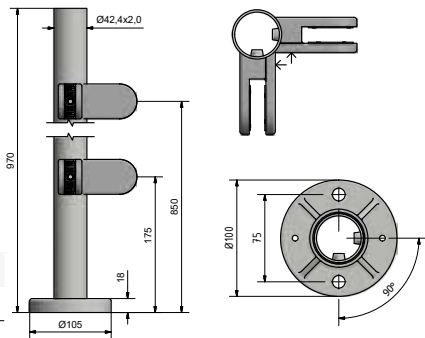
EMPIRE STATE POST + KRONOS

Empire State Corner Post, pre-assembled with KRONOS outside

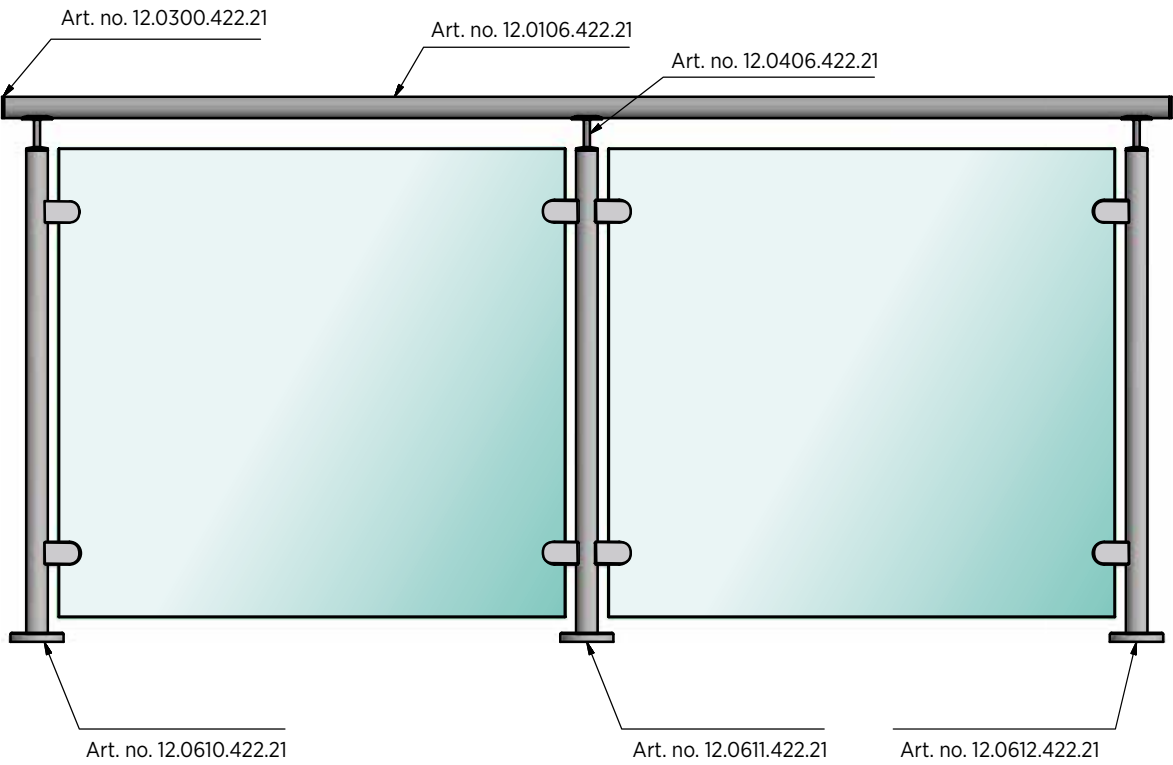


- | Ø 42.4 x 2 mm
- | Height: 970 mm
- | Includes cover caps
- | Includes 4 pre-assembled glass clamps
- | Sales unit: 1 piece

Model 0614	V2A (inside)	V4A (outside)
Diameter	Art. no.	Art. no.
42.4	12.0614.422.21	12.0614.422.31



Empire State Post + Kronos Overview



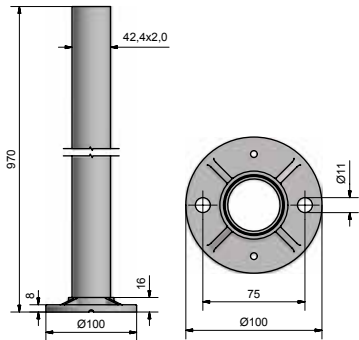
EMPIRE STATE POST

Empire State Post



| Ø 42.4 x 2 mm
| Height: 970 mm
| Sales unit: 1 piece

Model 0600	V2A (inside)	V4A (outside)
Diameter	Art. no.	Art. no.
42.4	12.0600.422.21	12.0600.422.31

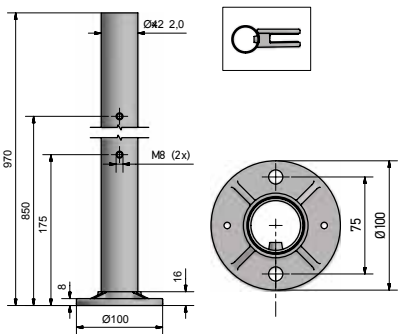


Empire State End Post



| Ø 42.4 x 2 mm
| Height: 970 mm
| Sales unit: 1 piece

Model 0601	V2A (inside)	V4A (outside)
Diameter	Art. no.	Art. no.
42.4	12.0601.422.21	12.0601.422.31

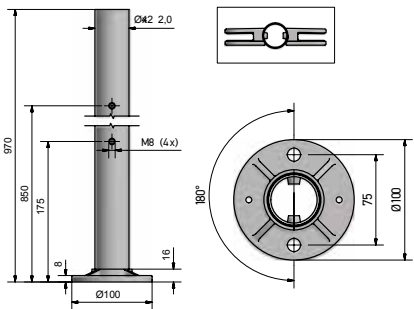


Central Empire State End Post



| Ø 42.4 x 2 mm
| Height: 970 mm
| Sales unit: 1 piece

Model 0602	V2A (inside)	V4A (outside)
Diameter	Art. no.	Art. no.
42.4	12.0602.422.21	12.0602.422.31

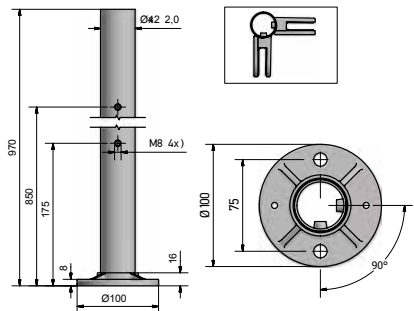


Empire State Corner Post



| Ø 42.4 x 2 mm
| Height: 970 mm
| Sales unit: 1 piece

Model 0603	V2A (inside)	V4A (outside)
Diameter	Art. no.	Art. no.
42.4	12.0603.422.21	12.0603.422.31



EMPIRE STATE POST | ACCESSORIES

Empire State Post Cover Cap



- | Outer diameter: Ø 100 mm
- | Drilling Hole: Ø 42.4 mm
- | Sales unit: 2 piece

Model 0500	V2A (inside)	V4A (outside)
Diameter	Art. no.	Art. no.
100	12.0500.420.21	12.0500.420.31

Empire State Post Corner Connector 90°



- | Ø 42.4 x 2 mm
- | Sales unit: 2 piece

Model 0211	V2A (inside)	V4A (outside)
Diameter	Art. no.	Art. no.
42.4	12.0211.422.21	12.0211.422.31

Empire State Post Corner Connector, adjustable



- | Ø 42.4 x 2 mm
- | Sales unit: 2 piece

Model 0215	V2A (inside)	V4A (outside)
Diameter	Art. no.	Art. no.
42.4	12.0215.422.21	12.0215.422.31

Empire State Post Wall Connector



- | Ø 42.4 x 2 mm
- | With 3 drill holes
- | Sales unit: 2 piece

Model 0220	V2A (inside)	V4A (outside)
Diameter	Art. no.	Art. no.
42.4	12.0220.420.21	12.0220.420.31

EMPIRE STATE POST | ACCESSORIES

Empire State Post Wall Connector



| Ø 42.4 x 2 mm
| Sales unit: 2 piece

Model 0221	V2A (inside)	V4A (outside)
Diameter	Art. no.	Art. no.
42.4	12.0221.420.21	12.0221.420.31

Empire State Post Handrail Support



| Ø 42.4 x 2 mm
| Sales unit: 2 piece

Model 0460	V2A (inside)	V4A (outside)
Diameter	Art. no.	Art. no.
42.4	12.0460.422.21	12.0460.422.31

Empire State Handrail Support, adjustable



| Ø 42.4 x 2 mm
| Sales unit: 2 piece

Model 0465	V2A (inside)	V4A (outside)
Diameter	Art. no.	Art. no.
42.4	12.0465.422.21	12.0465.422.31

Fischer fixing anchor for concrete FAZ II 10/10



| Finish interior application: zinc-plated steel (inside)
| Finish exterior application: V4A (exterior)
| Required number: 2 pieces
| M10
| Sales unit: 50 pieces

Model 3501	zinc-plated steel (inside)	V4A (exterior)
	Art. no.	Art. no.
	91.3501.010.81	91.3501.010.30

ROCKET | FLOOR GLASS CLAMP

Floor glass clamp



| Ø 48.3 mm
| Height: 185 mm
| Sales unit: 1 piece

Model 2448	V2A (inside)	V4A (outside)
	Art. no.	Art. no.
	12.2448.185.21	12.2448.185.31

Rubber for Rocket floor glass clamp



| Sales unit: 1 piece

Model 5000	Plastic
for glass thickness	Art. no.
12 mm	90.5000.012.00
12.76 mm	90.5000.012.76
13.52 mm	90.5000.013.52
15 mm	90.5000.015.00
16.76 mm	90.5000.016.76
17.52 mm	90.5000.017.52

Cover cap for Rocket floor glass clamp



| Ø 100 mm
| Sales unit: 2 pieces

Model 0500	V2A (inside)	V4A (outside)
	Art. no.	Art. no.
	12.0500.480.21	12.0500.480.31

PERFECT PROTECTION.

If you are looking for a simple and elegant corner protection for your glass balustrades, the **ONLEVEL** handrail is the ideal solution.

It can be easily mounted onto different surfaces: from stainless steel and aluminium up to wood – you can design as you like and leave your individual mark on your project.

Essential Features

- | Simple mounting
- | Simple replacement
- | Great variety of materials and colours



Different finishes available,
suited to your profile

Available in all diameters
for your desired
glass thickness

HANDRAILS

Handrail round Ø 42.4 mm



| Length: 6000 mm
| Diameter Ø 42.4 x 1.5 mm
| U 24 mm
| For glass thicknesses up to 21.52 mm
| Sales unit: 1 piece

Model 2106	Mill finish	Plain aluminium	RAL coloured
Length	Art. no.	Art. no.	Art. no.
6000	11.2106.421.10	11.2106.421.11	11.2106.421.13/16/18

U handrail rubber seals, 24 mm



| U handrail rubber seals for 24 mm

Model 6542		
Length	Glass thickness	Art. no.
6 mtr	8 - 11 mm	90.6542.008.60
25 mtr	8 - 11 mm	90.6542.208.60
6 mtr	11.5 - 13.5 mm	90.6542.011.60
25 mtr	11.5 - 13.5 mm	90.6542.211.60
6 mtr	15 mm	90.6542.015.60
25 mtr	15 mm	90.6542.215.60
6 mtr	16 - 17.5 mm	90.6542.016.60
25 mtr	16 - 17.5 mm	90.6542.216.60
6 mtr	19 mm	90.6542.019.60
25 mtr	19 mm	90.6542.219.60
6 mtr	20-21.5 mm	90.6542.020.60
25 mtr	20 - 21.5 mm	90.6542.220.60

HANDRAILS

Handrail round Ø 48.3 mm



- | Length: 6000 mm
- | Diameter Ø 48.3 x 1.5 mm
- | U 27 mm
- | For glass thicknesses up to 21.52 mm
- | Sales unit: 1 piece

Model 2106	Mill finish	Plain aluminium	RAL coloured
Length	Art. no.	Art. no.	Art. no.
6000	11.2106.481.10	11.2106.481.11	11.2106.481.13/16/18

U handrail rubber seals, 27 mm



- | U handrail rubber seals for 27 mm

Model 6548		
Length	Glass thickness	Art. no.
6 mtr	8 - 11 mm	90.6548.008.60
25 mtr	8 - 11 mm	90.6548.208.60
6 mtr	11.5 - 13.5 mm	90.6548.011.60
25 mtr	11.5 - 13.5 mm	90.6548.211.60
6 mtr	15 mm	90.6548.015.60
25 mtr	15 mm	90.6548.215.60
6 mtr	16 - 17.5 mm	90.6548.016.60
25 mtr	16 - 17.5 mm	90.6548.216.60
6 mtr	19 mm	90.6548.019.60
25 mtr	19 mm	90.6548.219.60
6 mtr	20 - 21.5 mm	90.6548.020.60
25 mtr	20 - 21.5 mm	90.6548.220.60

HANDRAILS

End cap, flat



- | Suitable for handrail 2106
- | Sales unit: 2 pieces

Model 2300	Mill finish	Plain aluminium	RAL coloured
Diameter	Art. no.	Art. no.	Art. no.
42.4	11.2300.421.10	11.2300.421.11	11.2300.421.13/16/18
48.3	11.2300.481.10	11.2300.481.11	11.2300.481.13/16/18

Connector 90°, round



- | Suitable for handrail 2106
- | Distance to angle centre 370 mm each
- | Use connecting pins 90.7001.540.31
- | Sales unit: 1 piece

Model 2210	Mill finish	Plain aluminium	RAL coloured
Diameter	Art. no.	Art. no.	Art. no.
42.4	11.2210.421.10	11.2210.421.11	11.2210.421.13/16/18
48.3	11.2210.481.10	11.2210.481.11	11.2210.481.13/16/18

Extension pin



- | Suitable for handrail 2106
- | Length: 65 mm
- | Diameter: Ø 5 mm
- | Sales unit: 8 pieces

Model 7001	V4A (inside & outside)
	Art. no.
	90.7001.540.31

Wall connector for handrail



- | Sales unit: 2 pieces

Model 2220	Mill finish	Plain aluminium	RAL coloured
Diameter	Art. no.	Art. no.	Art. no.
42.4	11.2220.421.10	11.2220.421.11	11.2220.421.13/16/18
48.3	11.2220.481.10	11.2220.481.11	11.2220.481.13/16/18

HANDRAILS

Handrail round Ø 42.4 mm



- | Length: 6000 mm
- | Diameter Ø 42.4 x 1.5 mm
- | U 24 mm
- | For glass thicknesses up to 21.52 mm
- | Sales unit: 1 piece

Model 2106	V2A (inside)	V4A (outside)
Length	Art. no.	Art. no.
6000	12.2106.421.21	12.2106.421.31

U handrail rubber seals, 24 mm



- | U handrail rubber seals for 24 mm

Model 6542		
Length	Glass thickness	Art. no.
6 mtr	8 - 11 mm	90.6542.008.60
25 mtr	8 - 11 mm	90.6542.208.60
6 mtr	11.5 - 13.5 mm	90.6542.011.60
25 mtr	11.5 - 13.5 mm	90.6542.211.60
6 mtr	15 mm	90.6542.015.60
25 mtr	15 mm	90.6542.215.60
6 mtr	16 - 17.5 mm	90.6542.016.60
25 mtr	16 - 17.5 mm	90.6542.216.60
6 mtr	19 mm	90.6542.019.60
25 mtr	19 mm	90.6542.219.60
6 mtr	20-21.5 mm	90.6542.020.60
25 mtr	20 - 21.5 mm	90.6542.220.60

HANDRAILS

Handrail round Ø 48.3 mm



- | Length: 6000 mm
- | Diameter Ø 48.3 x 1.5 mm
- | U 27 mm
- | For glass thicknesses up to 21.52 mm
- | Sales unit: 1 piece

Model 2106	V2A (inside)	V4A (outside)
Length	Art. no.	Art. no.
6000	12.2106.481.21	12.2106.481.31

U handrail rubber seals, 27 mm



- | U handrail rubber seals for 27 mm

Model 6548		
Length	Glass thickness	Art. no.
6 mtr	8 - 11 mm	90.6548.008.60
25 mtr	8 - 11 mm	90.6548.208.60
6 mtr	11.5 - 13.5 mm	90.6548.011.60
25 mtr	11.5 - 13.5 mm	90.6548.211.60
6 mtr	15 mm	90.6548.015.60
25 mtr	15 mm	90.6548.215.60
6 mtr	16 - 17.5 mm	90.6548.016.60
25 mtr	16 - 17.5 mm	90.6548.216.60
6 mtr	19 mm	90.6548.019.60
25 mtr	19 mm	90.6548.219.60
6 mtr	20 - 21.5 mm	90.6548.020.60
25 mtr	20 - 21.5 mm	90.6548.220.60

HANDRAILS

End cap



| Sales unit: 2 pieces

Model 2300	V2A (inside)	V4A (outside)
Diameter	Art. no.	Art. no.
42.4	12.2300.421.21	12.2300.421.31
48.3	12.2300.481.21	12.2300.481.31

Connector, straight



| Sales unit: 2 pieces

Model 2200	V2A (inside)	V4A (outside)
Diameter	Art. no.	Art. no.
42.4	12.2200.421.21	12.2200.421.31
48.3	12.2200.481.21	12.2200.481.31

Connector 90°



| Sales unit: 2 pieces

Model 2210	V2A (inside)	V4A (outside)
Diameter	Art. no.	Art. no.
42.4	12.2210.421.21	12.2210.421.31
48.3	12.2210.481.21	12.2210.481.31

Wall support



| Sales unit: 2 pieces

Model 2220	V2A (inside)	V4A (outside)
Diameter	Art. no.	Art. no.
42.4	12.2220.421.21	12.2220.421.31
48.3	12.2220.481.21	12.2220.481.31

HANDRAILS

Corner connector



| Sales unit: 2 pieces

Model 2211	V2A (inside)	V4A (outside)
For diameter	Art. no.	Art. no.
42.4	12.2211.421.21	12.2211.421.31
48.3	12.2211.481.21	12.2211.481.31

Corner connector, upwards adjustable



| Upwards = 25° - 55°
| Sales unit: 2 pieces

Model 2115	V2A (inside)	V4A (outside)
For diameter	Art. no.	Art. no.
42.4	12.2215.421.21	12.2215.421.31
48.3	12.2215.481.21	12.2215.481.31

Corner connector, downwards adjustable



| Downwards = 25° - 55°
| Sales unit: 2 pieces

Model 2116	V2A (inside)	V4A (outside)
For diameter	Art. no.	Art. no.
42.4	12.2216.421.21	12.2216.421.31
48.3	12.2216.481.21	12.2216.481.31

HANDRAILS

Handrail tube



| Length: 6000 mm
| Sales unit: 1 piece

Model 0106	V2A (inside)	V4A (outside)
Diameter	Art. no.	Art. no.
42.4 x 2	12.0106.422.21	12.0106.422.31

Tube connector, straight



| Sales unit: 2 pieces

Model 0200	V2A (inside)	V4A (outside)
Diameter	Art. no.	Art. no.
42.4 x 2	12.0200.422.21	12.0200.422.31

Tube connector 90°



| Sales unit: 2 pieces

Model 0210		V2A (inside)	V4A (outside)
Diameter	Length	Art. no.	Art. no.
42.4 x 2	30	12.0210.422.21	12.0210.422.31

End cap, flat



| Sales unit: 2 pieces

Model 0300	V2A (inside)	V4A (outside)
Diameter	Art. no.	Art. no.
42.4 x 2	12.0300.422.21	12.0300.422.31

HANDRAILS

End cap, curved



| Sales unit: 2 pieces

Model 0310	V2A (inside)	V4A (outside)
Diameter	Art. no.	Art. no.
42.4 x 2	12.0310.422.21	12.0310.422.31

Glass handrail support



| For glass thicknesses between 12 mm and 26 mm
| Drill hole in glass Ø 18 mm
| Sales unit: 2 pieces

Model 0420	V2A (inside)	RVS 316
Connector	Art. no.	Art. no.
flat	12.0420.000.21	12.0420.000.31
for Ø42.4	12.0420.420.21	12.0420.420.31

Wall handrail support



| M8 inner thread
| Sales unit: 2 pieces

Model 0400	V2A (inside)	V4A (outside)
Connector	Art. no.	Art. no.
flat	12.0400.000.21	12.0400.000.31
for Ø42.4	12.0400.420.21	12.0400.420.31

Wall handrail support



| 3 mounting holes
| Sales unit: 2 pieces

Model 0410	V2A (inside)	V4A (outside)
Connector	Art. no.	Art. no.
flat	12.0410.000.21	12.0410.000.31
for Ø42.4	12.0410.420.21	12.0410.420.31

HANDRAILS

Wall handrail support for welding



- | 3 mounting holes
- | Sales unit: 2 pieces

Model 0450	V2A (inside)	V4A (outside)
	Art. no.	Art. no.
	12.0450.000.21	12.0450.000.31

Handrail U profile, 26 mm



- | Length: 4000 mm
- | 26 x 23 x 2 mm
- | U 22 mm
- | For glass thicknesses up to 17.5 mm
- | Sales unit: 1 piece

Model 2114	Mill finish	Plain aluminium	RAL coloured
Length	Art. no.	Art. no.	Art. no.
4000	11.2114.262.10	11.2114.262.11	11.2114.262.13/16/18

U handrail rubber seals, 22 mm

- | U handrail rubber seals for 22 mm



Model 6526		
Length	Glass thickness	Art. no.
4000	8 - 11 mm	90.6526.008.60
25000	8 - 11 mm	90.6526.208.60
4000	11.5 - 13.5 mm	90.6526.011.60
25000	11.5 - 13.5 mm	90.6526.211.60
4000	15 mm	90.6526.015.60
25000	15 mm	90.6526.215.60
4000	16 - 17.5 mm	90.6526.016.60
25000	16 - 17.5 mm	90.6526.216.60

HANDRAILS

Handrail U profile, 30 mm



| Length: 4000 mm
| 30 x 28 x 2 mm
| U 26 mm
| For glass thicknesses up to 21.5 mm
| Sales unit: 1 piece

Model 2114	Mill finish	Plain aluminium	RAL coloured
Length	Art. no.	Art. no.	Art. no.
4000	11.2114.302.10	11.2114.302.11	11.2114.302.13/16/18

U handrail rubber seals, 26 mm



| U handrail rubber seals for 26 mm

Model 6530		
Length	Glass thickness	Art. no.
4000	8 - 11 mm	90.6530.008.60
25000	8 - 11 mm	90.6530.208.60
4000	11.5 - 13.5 mm	90.6530.011.60
25000	11.5 - 13.5 mm	90.6530.211.60
4000	15 mm	90.6530.015.60
25000	15 mm	90.6530.215.60
4000	16 - 17.5 mm	90.6530.016.60
25000	16 - 17.5 mm	90.6530.216.60
4000	19 mm	90.6530.019.60
25000	19 mm	90.6530.219.60
4000	20 - 21.5 mm	90.6530.020.60
25000	20 - 21.5 mm	90.6530.220.60

HANDRAILS

Handrail U profile, 42 mm



- | Length: 4000 mm
- | 42 x 34 x 3 mm
- | U 36 mm
- | For glass thicknesses up to 21.51 mm
- | Sales unit: 1 piece

Model 2114	Mill finish	Plain aluminium	RAL coloured
Length	Art. no.	Art. no.	Art. no.
4000	11.2114.423.10	11.2114.423.11	11.2114.423.13/16/18

U handrail rubber seals, 36 mm

- | U handrail rubber seals for 36 mm



Model 6540		
Length	Glass thickness	Art. no.
4 mtr	20.5 - 21.5 mm	90.6540.020.60
25 mtr	20.5 - 21.5 mm	90.6540.220.60
4 mtr	24.5 - 25.5 mm	90.6540.024.60
25 mtr	24.5 - 25.5 mm	90.6540.224.60
4 mtr	30.5 - 31.5 mm	90.6540.030.60
25 mtr	30.5 - 31.5 mm	90.6540.230.60

U profile connector



- | Suitable for the 2114 U profile
- | Sales unit: 2 pieces

Model 2200	V4A (inside & outside)
Width	Art. no.
U 22 mm	11.2200.262.30
U 26 mm	11.2200.302.30
U 36 mm	11.2200.423.30

U profile connector, 135°



- | Suitable for the 2114 U profile
- | Sales unit: 2 pieces

Model 2212	V4A (inside & outside)
Width	Art. no.
U 22 mm	11.2212.262.30
U 26 mm	11.2212.302.30
U 36 mm	11.2212.423.30

HANDRAILS

U profile corner connector 90°



| Suitable for the 2114 U profile
| Sales unit: 2 pieces

Model 2210	V4A (inside & outside)
Width	Art. no.
U 22 mm	11.2210.262.30
U 26 mm	11.2210.302.30
U 36 mm	11.2210.423.30

U profile connector 90°



| Suitable for the 2114 U profile
| Use connectors 11.2200.263.xx
| Sales unit: 1 piece

Model 2210	Mill finish	Plain aluminium	RAL coloured
Height x width	Art. no.	Art. no.	Art. no.
26 x 23	11.2210.262.10	11.2210.262.11	11.2210.262.13/16/18
30 x 28	11.2210.302.10	11.2210.302.11	11.2210.302.13/16/18
42 x 34	11.2210.423.10	11.2210.423.11	11.2210.423.13/16/18

End cap, flat



| Suitable for the 2114 U profile
| Sales unit: 2 pieces

Model 2300	Mill finish	Plain aluminium	RAL coloured
Height x width	Art. no.	Art. no.	Art. no.
23 x 26	11.2300.262.10	11.2300.262.11	11.2300.262.13/16/18
28 x 30	11.2300.302.10	11.2300.302.11	11.2300.302.13/16/18
34 x 42	11.2300.423.10	11.2300.423.11	11.2300.423.13/16/18

U PROFILES

Wall connector for handrail



| Sales unit: 2 pieces



Model 2220	Mill finish	Plain aluminium	RAL coloured
Height x width	Art. no.	Art. no.	Art. no.
23 x 26	11.2220.262.10	11.2220.262.11	11.2220.262.13/16/18
28 x 30	11.2220.302.10	11.2220.302.11	11.2220.302.13/16/18
34 x 42	11.2220.423.10	11.2220.423.11	11.2220.423.13/16/18

Handrail U profile, 26 mm



| Length: 4000 mm
| 26 x 20 x 2 mm
| U 22 mm
| For glass thicknesses up to 17.5 mm
| Sales unit: 1 piece

Model 2114	V2A (inside)	V4A (outside)
Length	Art. no.	Art. no.
4000	12.2114.262.21	12.2114.262.31

U handrail rubber seals, 22 mm

| U handrail rubber seals for 22 mm



Model 6526		
Length	Glass thickness	Art. no.
4000	8 - 11 mm	90.6526.008.60
25000	8 - 11 mm	90.6526.208.60
4000	11.5 - 13.5 mm	90.6526.011.60
25000	11.5 - 13.5 mm	90.6526.211.60
4000	15 mm	90.6526.015.60
25000	15 mm	90.6526.215.60
4000	16 - 17.5 mm	90.6526.016.60
25000	16 - 17.5 mm	90.6526.216.60

U PROFILES

Handrail U profile, 30 mm



| Length: 4000 mm
| 30 x 25 x 2 mm
| U 26 mm
| For glass thicknesses up to 21.5 mm
| Sales unit: 1 piece

Model 2114	V2A (inside)	V4A (outside)
Length	Art. no.	Art. no.
4000	12.2114.302.21	12.2114.302.31

U handrail rubber seals, 26 mm



| U handrail rubber seals for 26 mm

Model 6530		
Length	Glass thickness	Art. no.
4000	8 - 11 mm	90.6530.008.60
25000	8 - 11 mm	90.6530.208.60
4000	11.5 - 13.5 mm	90.6530.011.60
25000	11.5 - 13.5 mm	90.6530.211.60
4000	15 mm	90.6530.015.60
25000	15 mm	90.6530.215.60
4000	16 - 17.5 mm	90.6530.016.60
25000	16 - 17.5 mm	90.6530.216.60
4000	19 mm	90.6530.019.60
25000	19 mm	90.6530.219.60
4000	20 - 21.5 mm	90.6530.020.60
25000	20 - 21.5 mm	90.6530.220.60

U PROFILES

Handrail U profile, 40 mm



| Length: 4000 mm
| 40 x 30 x 2 mm
| U 36 mm
| For glass thicknesses up to 31.5 mm
| Sales unit: 1 piece

Model 2114	V2A (inside)	V4A (outside)
Length	Art. no.	Art. no.
4000	12.2114.402.21	12.2114.402.31

U handrail rubber seals, 36 mm



| U handrail rubber seals for 36 mm

Model 6540		
Length	Glass thickness	Art. no.
4 mtr	20.5 - 21.5 mm	90.6540.020.60
25 mtr	20.5 - 21.5 mm	90.6540.220.60
4 mtr	24.5 - 25.5 mm	90.6540.024.60
25 mtr	24.5 - 25.5 mm	90.6540.224.60
4 mtr	30.5 - 31.5 mm	90.6540.030.60
25 mtr	30.5 - 31.5 mm	90.6540.230.60

U profile end piece



| Length: 390 mm
| Sales unit: 2 piece

Model 2300	V2A (inside)	V4A (outside)
Height x width	Art. no.	Art. no.
26 x 20	12.2300.262.21	12.2300.262.31
30 x 25	12.2300.302.21	12.2300.302.31
40 x 30	12.2300.402.21	12.2300.402.31

U profile connector 90°



| Length 370 x 370 mm
| Sales unit: 1 piece

Model 2210	V2A (inside)	V4A (outside)
Height x width	Art. no.	Art. no.
26 x 20	12.2210.262.21	12.2210.262.31
30 x 25	12.2210.302.21	12.2210.302.31
40 x 30	12.2210.402.21	12.2210.402.31

HANDRAILS

Handrail



- | 40 x 30 x 1 mm
- | U handrail rubber seals, 24 mm
- | Sales unit: 1 piece

Model 2106	V4A (inside & outside)
Length	Art. no.
6000	12.2106.401.31

U handrail rubber seals, 24 mm



- | U handrail rubber seals for 24 mm

Model 6542		
Length	Glass thickness	Art. no.
6 mtr	8 - 11 mm	90.6542.008.60
25 mtr	8 - 11 mm	90.6542.208.60
6 mtr	11.5 - 13.5 mm	90.6542.011.60
25 mtr	11.5 - 13.5 mm	90.6542.211.60
6 mtr	15 mm	90.6542.015.60
25 mtr	15 mm	90.6542.215.60
6 mtr	16 - 17.5 mm	90.6542.016.60
25 mtr	16 - 17.5 mm	90.6542.216.60
6 mtr	19 mm	90.6542.019.60
25 mtr	19 mm	90.6542.219.60
6 mtr	20-21.5 mm	90.6542.020.60
25 mtr	20 - 21.5 mm	90.6542.220.60

HANDRAILS

Handrail corner connector 90°



| 40 x 30 x 1 mm
| Sales unit: 2 pieces

Model 2210	V4A (inside & outside)
Art. no.	
12.2210.401.31	

Corner connector, horizontally adjustable



| For handrail 40 x 30 x 1 mm
| Sales unit: 2 piece

Model 2212	V4A (inside & outside)
Direction	Art. no.
horizontal	90° - 180° 12.2212.401.31

Corner connector, vertically adjustable



| For handrail 40 x 30 x 1 mm
| Sales unit: 2 piece

Model 2213	V4A (inside & outside)
Direction	Art. no.
vertical	90° - 135° 12.2213.401.31

Wall connector for handrail



| 40 x 30 x 1 mm
| Sales unit: 2 pieces

Model 2220	V4A (inside & outside)
Art. no.	
12.2220.401.31	

HANDRAILS

End cap for handrail



| 40 x 30 x 1 mm
| Sales unit: 2 pieces

Model 2300	V4A (inside & outside)
Art. no.	
12.2300.401.31	

Handrail tube connector



| 40 x 30 x 1 mm
| Sales unit: 2 pieces

Model 2200	V4A (inside & outside)
Art. no.	
12.2200.401.31	

WOODEN HANDRAILS

Wooden handrail, round Ø 42 mm



| Length: 2500 mm
| Sales unit: 1 piece

Model 2122	Lacquered birch	Lacquered ash	Lacquered oak
	Art. no.	Art. no.	Art. no.
	15.0102.420.70	15.0102.420.71	15.0102.420.72

Wooden handrail, round Ø 42 mm



| Length: 2500 mm
| U 24 mm
| Sales unit: 1 piece

Model 2102	Lacquered birch	Lacquered ash	Lacquered oak
	Art. no.	Art. no.	Art. no.
	15.2102.420.70	15.2102.420.71	15.2102.420.72

Wooden handrail, rectangular



| Length: 2500 mm
| 60 x 40 mm
| U 24 mm
| Sales unit: 1 piece

Model 2122	Lacquered birch	Lacquered ash	Lacquered oak
	Art. no.	Art. no.	Art. no.
	15.2122.600.70	15.2122.600.71	15.2122.600.72

Handrail connector for wooden handrail



| Ø 42 mm
| Sales unit: 2 pieces

Model 2200	V2A (inside)	V4A (outside)
	Art. no.	Art. no.
	15.2200.420.21	15.2200.420.31

WOODEN HANDRAILS

End cap for wooden handrail

- | Ø 42 mm
- | Sales unit: 2 pieces



Model 2310	V2A (inside)	V4A (outside)
	Art. no.	Art. no.
	15.2310.420.21	15.2310.420.31

End cap tooling

- | For mounting the 2200 handrail connectors model and the 2310 end cap model
- | Sales unit: 1 piece



Model 0100	
	Art. no.
	90.0100.160.00

U handrail rubber seals, 24 mm

- | U handrail rubber seals for 24 mm



Model 6542		
Length	Glass thickness	Art. no.
6 mtr	8 - 11 mm	90.6542.008.60
25 mtr	8 - 11 mm	90.6542.208.60
6 mtr	11.5 - 13.5 mm	90.6542.011.60
25 mtr	11.5 - 13.5 mm	90.6542.211.60
6 mtr	15 mm	90.6542.015.60
25 mtr	15 mm	90.6542.215.60
6 mtr	16 - 17.5 mm	90.6542.016.60
25 mtr	16 - 17.5 mm	90.6542.216.60
6 mtr	19 mm	90.6542.019.60
25 mtr	19 mm	90.6542.219.60
6 mtr	20-21.5 mm	90.6542.020.60
25 mtr	20 - 21.5 mm	90.6542.220.60



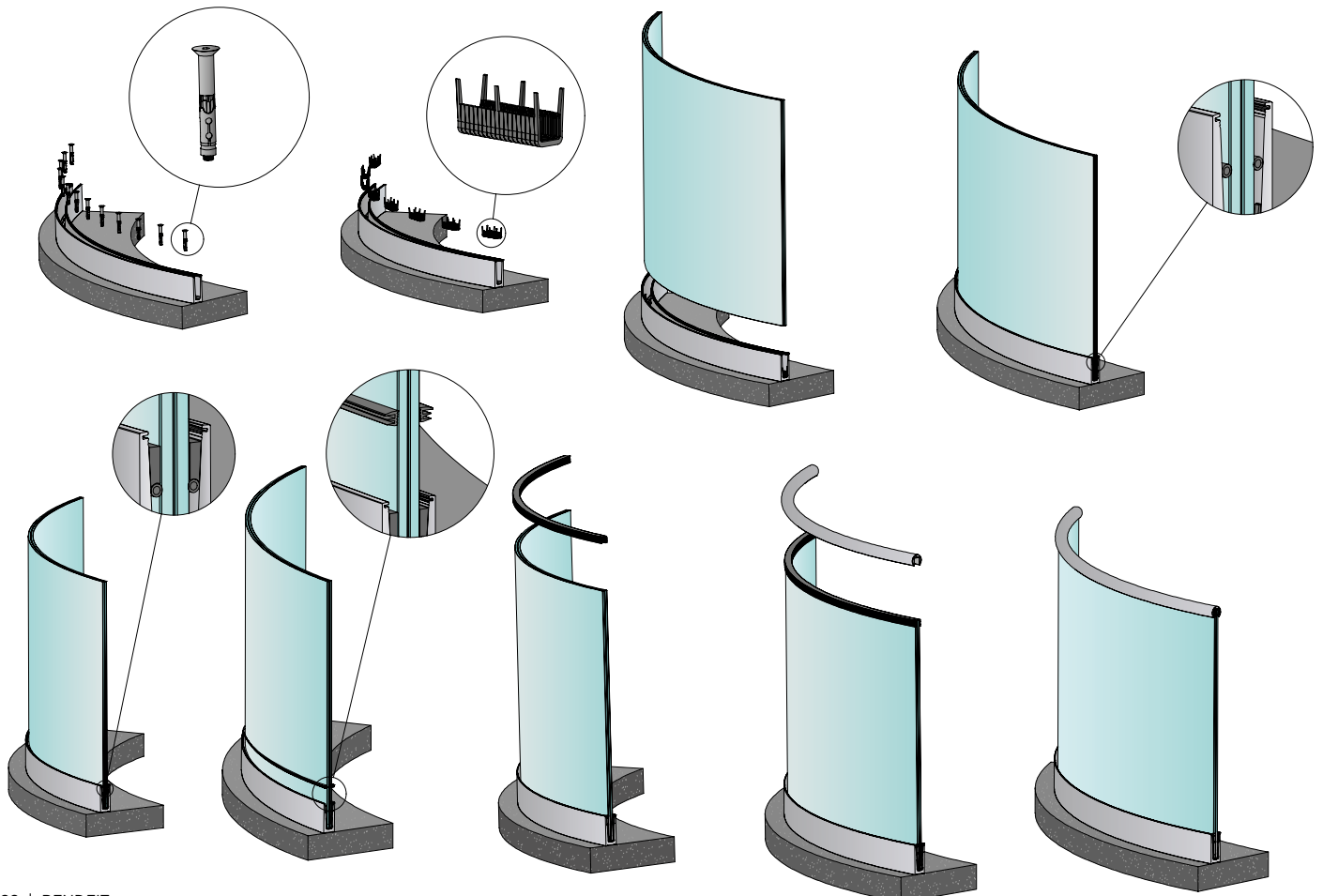
BENDFIT

For Bends Better BENDFIT.

BENDFIT from ONLEVEL for 1.0 kN loads is the first standardised product for curved applications developed exclusively for this purpose. With its quality level it is unique on the market and guarantees a trouble-free adjustment to any building.

Essential Features

- | BENDFIT compensates dimensional deviations of up to 2 mm
- | Maximum tolerances at +/- 3% – more accurate, impossible
- | Enables radii of only 1500 mm
- | Profiles can also be used for your own bending procedure
- | Added value and increased accuracy by taking into account the bend loss
- | No surface damages due to bending
- | Quality seal with bending certificate





No surface damages
through bending



Radii of only 1500 mm
are possible

BENDFIT | TOP AND SIDE MOUNT

TL 6020 glass profile, bent



- | Height: 140 mm
- | Width: 60 mm
- | Minimum radius 1500 mm
- | Sales unit: 1 piece

Model 6020	Brushed aluminium
Length	Art. no.
3500	10.6020.003.14
6000	10.6020.006.14

TL 6021 glass profile, bent



- | Height: 140 mm
- | Width: 60 mm
- | Minimum radius 1500 mm
- | Sales unit: 1 piece

Model 6021	Brushed aluminium
Length	Art. no.
3500	10.6021.003.14
6000	10.6021.006.14

BENDFIT 1.0 kN



- | Glass mounting tool for curved profiles
- | For glass thicknesses between 12 - 21.52 mm
- | Minimum radius 1500 mm

Model 0202/0205		
Length	Glass thickness	Art. no.
2500	12 - 13.5 mm	90.0202.112.00
5000	12 - 13.5 mm	90.0205.112.00
25000	12 - 13.5 mm	90.0225.112.00
2500	15 - 17.5 mm	90.0202.116.00
5000	15 - 17.5 mm	90.0205.116.00
25000	15 - 17.5 mm	90.0225.116.00
2500	19 - 21.5 mm	90.0202.120.00
5000	19 - 21.5 mm	90.0205.120.00
25000	19 - 21.5 mm	90.0225.120.00

BENDFIT | TOP AND SIDE MOUNT

BENDFIT dispensing device



| Sales unit: 1 piece

Model 0200	
	Art. no.
	90.0200.000.10

BENDFIT mortar



| Contents 500 ml
| incl. 2 mixers
| For consumption per metre, see table

Model 0200	black
	Art. no.
	90.0200.000.00

Overview BENDFIT mortar

Mortar per metre (packaging of 500 ml) per glass thickness/system:											
Glass thickness in mm	12	12.76	13.52	15	16.76	17.52	19	20.76	21.52	25.52	31.52
1.0 kN system	0.45 mtr	0.45 mtr	0.45 mtr	0.50 mtr	0.55 mtr	0.60 mtr	0.65 mtr	0.75 mtr	0.75 mtr		

LISTEN UP!

THIS IS ABOUT ACCESSORIES!

Everything The Heart Of A Balustrade Builder Could Desire.

ONLEVEL is always striving to speed up your mounting procedure. Who finishes first, can have a break first – or works more efficiently. Our self-developed accessories are a great help for increasing mounting speed. The quality of the products we buy from our suppliers is very important to us. Therefore we only offer Fischer fixing anchors, among other things, products we ourselves have used, tested with our systems, and proven their effectiveness for the professional installer.



ONLEVEL FLEXFIT Tool
90.0100.110.00



ONLEVEL Combi-Tool
90.0100.100.00

ACCESSORIES

ONLEVEL FLEXFIT Tool



| For FLEXFIT Glass Adjustment Tool

Model 0100	Zinc-plated steel
Art. no.	
90.0100.110.00	

ONLEVEL Combi Tool



| For FLEXFIT Glass Adjustment Tool

Model 0100	Zinc-plated steel
Art. no.	
90.0100.100.00	

ONLEVEL Glass Stopp



| For applications on stairs
| Includes self-tapping countersunk screws
Ø 4.2 x 19 mm
| Sales unit: 2 piece

Model 7009	Plastic
Strength	Art. no.
1.0kN	90.7009.001.41
2.0kN/3.0kN	90.7009.003.41



Rubber seal



Do you want to mount your profiles but not yet the glass?
The construction site is dirty and you would like to save cleaning time?
Then simply use our rubber seals. In this way, for sure no dirt will reach your profile.

| Sales unit: 1 piece

Model 2002/2005	Plastic	
Length	KN	Art. no.
2500	1	90.2002.100.60
2500	3	90.2002.300.60
5000	1	90.2005.100.60
5000	3	90.2005.300.60



ACCESSORIES

ONLEVEL Shims



Unique stepped design for a more flexible height and side adjustment

- | Suitable for adjustments of 1 - 6.5 mm
- | Material: Aluminium
- | Sales unit: 20 pieces

Model 7012	Mill finish
	Art. no.
	90.7012.012.10

Gap filler



Fills the gaps between two glass panels. Please observe a maximum distance of 30 mm. However, the rubber seal can also easily be trimmed to the desired length.

- | Length: 200 mm

Model 7010	
Glass thickness	Art. no.
12-13.5 mm	90.7010.012.60
15 mm	90.7010.015.60
16-17.5 mm	90.7010.016.60
19 mm	90.7010.019.60
20-21.5 mm	90.7010.020.60
24 - 25.5 mm	90.7010.024.60
30 - 31.5 mm	90.7010.030.60

ACCESSORIES

Dispensing device



| For use with mortar (91.3000.010.00)
| Sales unit: 1 piece

Model 3002	Plastic
	Art. no.
Gun	91.3002.010.00
Mixer	91.3002.011.00

Mortar



| For chemical bonding of anchors
| Sales unit: 1 piece

Model 3000	Plastic
	Art. no.
	91.3000.010.00

Anchor hole brush



| For cleaning the drill holes
| Ø 12 mm
| Sales unit: 1 piece

Model 3002	Plastic
	Art. no.
	91.3002.012.00

Cartridge



| For blowing out the drill holes
| Sales unit: 1 piece

Model 3001	Plastic
	Art. no.
	91.3001.010.00

ACCESSORIES

Screw anchor for concrete



- | Suitable for our profiles without countersinking
- | Finish interior application: Zinc-plated steel (interior) HUS3-H 10x90
- | Finish exterior application: V4A (outside) HUS3-HR 10x95
- | Tangential screwdriver required

Model 3701	zinc-plated steel (inside)	Model 3701	V4A (exterior)
Sales unit	Art. no.	Sales unit	Art. no.
50	91.3701.090.81	25	91.3701.095.30

Stainless steel adhesive



Suitable for plug connections (e.g. handrail – handrail support) which are adjusted to each other in diameter.

- | Sales unit: 1 piece

Model 7005	
Contents	Art. no.
50 ml	90.7005.000.11

Stainless steel cleaning set



- | Contents 500 ml
- | Sales unit: 1 piece

Model 7007	
Colour	Art. no.
transparent	90.7007.000.00

Silicone Adhesive Tape



- | Width 15 mm
- | Thickness: 1 mm

Model 7008	Silicone
Length	Art. No.
33 mtr	90.7008.151.00



SAMPLE BOXES

SKYFORCE Sample Box



Skyforce	
Finish	Art. no.
Plain aluminium	81.1600.000.11

KRONOS Sample Box



Kronos	
Finish	Art. no.
V4A	81.5500.420.31

STARTRACK Sample Box



Startrack	
Finish	Art. no.
Plain aluminium	81.0100.001.11

Sample Case



- | All ONLEVEL products included as demo item.
- | Height: 800 mm
- | Width: 550 mm
- | Length: 350 mm

Suitcase	
	Art. no.
	81.0100.000.00



SAMPLE BOXES

Colour Samples



| Ask for your desired RAL colour or surface finish of your choice

Colour Sample	
	Art. no.
	85.7003.001.00

FLEXFIT Demo Kit



The ideal demo kit for glass mounting demonstration purposes

- | Height: 670 mm
- | Width: 250 mm
- | Length: 550 mm
- | Includes Combi Tool and FLEXFIT Tool

Flexfit with Tool	
Model	Art. no.
TL6010	81.6010.004.11
TL6020	81.6020.004.11

TL3010 Demo Kit, large, Stealth Black



- | Height: 1100 mm
- | Width: 250 mm
- | Length: 1100 mm

Demo	
Model	Art. no.
TL3010	81.3010.013.16

Trans Level 30/60 Demo Kit



- | Roller-mounted demo kit
- | Height: 1500 mm
- | Width: 600 mm
- | Length: 1000 mm

Demo	
Model	Art. no.
TL30/60	81.9999.110.11

SAMPLE BOXES

Perfect Match TL6020 Demo Kit



- | Comes with glass
- | Profile 6020 in Stealth Black
- | Height: 80 mm
- | Width: 280 mm
- | Length: 460 mm

Demo	
Model	Art. no.
TL6020	81.6020.003.16

Color Line TL6010 Demo Kit



- | Comes with glass
- | Profil 6010 available in the finishes mill finish, stainless steel finish, plain aluminium, and colour powder-coated
- | Height: 80 mm
- | Width: 280 mm
- | Length: 460 mm

Demo	
Model	Art. no.
TL6010	81.6010.005.11

Glass Profile Demo Kit



- | Without glass
- | Length: 200 mm

	Plain aluminium
Model	Art. no.
TL3010	81.3010.000.11
TL3011	81.3011.000.11
TL3030	81.3030.000.11
TL3031	81.3031.000.11
TL4010	81.4010.000.11
TL5010	81.5010.000.11
TL6000	81.6000.000.11
TL6010	81.6010.000.11
TL6011	81.6011.000.11
TL6020	81.6020.000.11
TL6021	81.6021.000.11
TL6030	81.6030.000.11
TL6031	81.6031.000.11
TL6040	81.6040.000.11
TL6041	81.6041.000.11

SAMPLE BOXES

Handrail tube sample

| Length: 200 mm



	Plain aluminium
Diameter	Art. no.
42.4	81.2106.421.11
48.3	81.2106.481.11

Handrail tube sample

| Length: 200 mm



	Plain aluminium
Height x width	Art. no.
26 x 23	81.2114.262.11
30 x 28	81.2114.302.11

Handrail tube sample

| Length: 200 mm



	V4A (exterior)
Diameter	Art. no.
42.4	81.2106.421.31
48.3	81.2106.481.31

Handrail tube sample

| Length: 200 mm



	V4A (exterior)
Height x width	Art. no.
26 x 20	81.2114.262.31
30 x 25	81.2114.302.31
40 x 30	81.2114.402.31

SAMPLE BOXES

Top Cover 1.0kN



| Length: 200 mm

	Plain aluminium
Width	Art. no.
3 mm	81.8010.030.11
10 mm	81.8010.100.11
15 mm	81.8010.150.11
20 mm	81.8010.200.11
120 mm	81.8011.200.11

Floor Connect 1.0kN



| Length: 200 mm

	Plain aluminium
Width	Art. no.
20 mm	81.8110.200.11

Customised ONLEVEL catalogues and brochures



- | Upon request, we design our catalogues and brochures with your customer logo and address
- | Send us your customer logo as a vector file (.eps)

Model	
	Art. no.
Catalogue	85.1000.000.00
Flyer	85.3000.000.00

Individualised ONLEVEL T-shirts



- | Are you already ONLEVELICIOUS?
- | Send us your name and we send you your T-shirt.

T-Shirt	
	Art. no.
Name	89.0150.000.00

ACCESSORIES

ONLEVEL Training



| Have you already reached the next level?
Book a training with our **ONLEVEL** experts and become your own final boss.

Model	Training
	Art. no.
Training	89.0001.000.00
Tandem Tour	89.0002.000.00

ONLEVEL Glass Cleaner



| Contents 660 ml
| Sales unit: 1 piece

Model 7007	
	Art. no.
	90.7007.000.10

ONLEVEL Grey Gasket User Side



| Length: 25 meter
| Sales unit: 1 piece

Model 2025		Rubber
Glass thickness	kN	Art. no.
12 - 14.76 mm	1.0 kN	99.2025.010.61
15 - 18.76 mm	1.0 kN	99.2025.020.61
19 - 21.5 mm	1.0 kN	99.2025.030.61
21.5 - 23.5 mm	3.0 kN	99.2025.040.61
25.5 - 28.5 mm	3.0 kN	99.2025.050.61
31.5 mm	3.0 kN	99.2025.060.61

ONLEVEL Grey Gasket Falling Side



| Length: 25 meter
| Sales unit: 1 piece

Model 2125		Rubber
Glass thickness	kN	Art. no.
12 - 14.76 mm	1.0 kN	99.2125.010.61
15 - 18.76 mm	1.0 kN	99.2125.020.61
19 - 21.5 mm	1.0 kN	99.2125.030.61
21.5 - 23.5 mm	3.0 kN	99.2125.040.61
25.5 - 28.5 mm	3.0 kN	99.2125.050.61
31.5 mm	3.0 kN	99.2125.060.61

QUESTIONS BY ARCHITECTS

How do I know which profile (0.74 kN and 3.0 kN) to use?

You can usually determine the type of profile in line with the relevant use categories according to DIN EN 1991-1-1, BS6180 or the relevant country standards. Here you can also find the classification and the required rail loads. This probably makes it easier: As a general guide, you should use 0.36 kN/m in residential buildings, 0.74 kN/m in busy areas such as sales areas and office walk ways and 3.0 kN for venues hosting large gatherings of people.

Starting from which building height is a 3.0 kN profile required?

This depends on the respective use category (0.36 kN for residential buildings, 0.74 kN for sales areas and 3.0 kN for venues hosting large gatherings of people) and on wind load. You usually have a maximum wind load zone of 2, except near coasts or in the mountains. Therefore, you are almost always well equipped with a 0.74 kN system for standard residential buildings.

Which balustrade heights do I have to take into account for which building heights?

This depends on the respectively applicable building regulations of the individual countries and other regulations which may have to be observed (e.g. school building guidelines, workplace ordinance, ...). If the fall height exceeds 12 metres, most building regulations require a balustrade height of 1.1 metres. We generally recommend a balustrade height of 1.1 metres.

Do I have to use a handrail?

According to DIN 18008 and BS6180 you should, though our systems are all tested without handrails, as these improve the performance results of any tests. ONLEVEL test under extreme circumstances to ensure real life high performance levels. Pursuant to most country's standards, a corner protection or handrail is always required.

Are the profiles also suitable for use on cruise liners?

Yes, the profiles can be used without any problem on cruise liners.

How can the drainage problem be solved?

All profiles have drainage holes through which any water entering the profile can drain off. We recommend surface mounting onto a sealing/drainage layer. However, if you use chemical anchors, sealing problems belong to the past. In addition, very little water enters our profiles as the rubber seals are only subject to very small load differences. Thanks to the FLEXFIT technology, the pivot point is in an optimum position.

Where can you get the best burger?

That depends on the architect's preference.

QUESTIONS OF INSTALLATION COMPANIES

Why can FLEXFIT be mounted more quickly than other systems?

All systems are always installed and adjusted on the balcony side. This is also much safer. Moreover, you lift the glass only once per profile and not several times. Simply try and see for yourself.

How can I reduce the drilling effort?

For many profiles we rely on anchor bolts. In this way, slight drilling mistakes can be tolerated. We also have suitable applications for the height adjustment in force-fit connections. Simply have a look at our mounting block.

Where do I find the mounting instructions?

Probably everyone has lost mounting instructions. You can find our mounting instructions not only on our website but also printed into the FLEXFIT boxes.

Which advantages does using a Floor Connect or a Top Cover profile entail?

Here nothing else remains to be done for an aesthetic building connection. This standard provides you with a powerful ally for implementing special applications.

How are profiles packed?

We pay special attention to packaging. All visible surfaces are protected by a film. Additionally, the profile is packed in a sturdy box.

Which distance needs to be observed between the aluminium profiles due to thermal expansion?

Please have a look at the following link: <http://www.onlevel.com/Service/Downloads/Mounting-instruction/Gap-overview>

Which distance should be observed between glass panels?

Please keep a maximum distance of 30 mm, otherwise you will need an edge protection!

WE'RE ONLEVEL. YOU'RE ON FIRE.

Let's Do It!

We're **ONLEVEL**. This is not just a slogan. This is our philosophy. This is the way we work. For you! For keeping you "on fire" about mounting, quality and design.

We're Onlevel. You're On Fire.

As you know: Mounting our products is considerably quicker and easier. In addition, they are available in all reasonable shapes and the installation is as easy as can be, so that you save time and money. And what about the design? You have seen it for yourself. Additionally, it is precisely tailored to your needs, as **ONLEVEL** will prepare everything according to your wishes and preferences. Simply get in touch with our Service Team. Then the spark will jump over to you ...

+44 0161 804 9500
info@onlevel.com



ABOUT THIS CATALOGUE

Print-related colour variations are possible. ONLEVEL GmbH & ONLEVEL Ltd. do not assume any liability for printing errors or other mistakes in this catalogue. Industrial property rights, such as patents, samples or design patents are registered or pending for numerous products – also by third parties.

© Copyright by ONLEVEL - All parts of this catalogue (texts, images, etc.) are protected by copyright. Any use outside the narrow limits of copyright law are inadmissible without the written consent of ONLEVEL GmbH & ONLEVEL Ltd. This is especially applicable to reprints, reproductions, translations, microfilming and data saved and processed in electronic systems. Time of printing: January 2019

GENERAL TERMS AND CONDITIONS

1. Scope

The present General Terms and Conditions shall apply to all products and services distributed by ONLEVEL, including application-oriented advice and consulting. In case products are mounted by the customer's employees, additional, partially different or extended conditions, having priority over this General Terms and Conditions, shall apply. For all other cases, solely the present General Terms and Conditions shall be applicable. ONLEVEL shall not accept any adverse or deviant conditions of the customer without explicit written consent. The present General Terms and Conditions shall apply even if services are delivered without reservation in the knowledge of conflicting conditions of the customer or conditions of the customer that deviate from this General Terms and Conditions. The present Conditions are only applicable for companies, legal entities of public law and special funds under public law. They shall be valid in the respective current version for all future business transactions with the customer.

2. Contract, Reservation of Changes, Minimum Order Value, Quotation Documents, etc.

2.1 All information and specifications in catalogues, flyers or other documents are non-binding. Contracts between ONLEVEL and their customers are accepted via order confirmations sent by ONLEVEL in written or electronic form, by email or fax. The order confirmation is decisive for the content of the contract. If ONLEVEL delivers services without prior order confirmation, the contract shall be deemed effective upon the beginning of the service or delivery of the ordered goods.

2.2 If the ordered goods are no longer available or have been replaced, ONLEVEL reserves the right to deliver deviant products of the same or improved quality.

2.3 The minimum order value for export orders is £ 1,000. For orders of a value between £ 500 and £ 1,000 a processing charge of £ 100 will be added. Spare parts and services are exempt of minimum order value.

2.4 ONLEVEL retains all property rights, copyrights and other protected rights to submitted quotations, cost estimates as well as drawings, figures, calculations, flyers, catalogues, models and other documents made available. The above mentioned documents shall not be made available to third parties without explicit written consent. This applies in particular to confidential documents.

3. Prices, Terms of Payment

3.1 If not indicated otherwise in the order confirmation, all prices are quoted "ex works" Emmerich/Manchester, plus VAT. Shipping and freight charges, insurance, taxes, packaging costs and possible installation costs are not included. Starting from an order value of £ 10,000.00, shipping charges shall not apply, except for deliveries by a forwarding agent. If the order value is below a net product value of £ 250, a handling fee per shipment of £ 30 shall apply.

3.2 Changes to catalogue prices are reserved. The respective list prices at the time of the order are binding. Modified prices shall be considered accepted if the customer does not object immediately after receiving the order confirmation.

3.3 The purchase price is payable either in advance (wire transfer) or by irrevocable, confirmed letter of credit issued to our indicated bank, unless indicated otherwise in the order confirmation. All bank charges outside Germany are for the account of the customer. ONLEVEL covers all bank charges inside the UK. If the customer is overdue in making the payment, ONLEVEL is entitled to demand default interest of 5% above the current bank lending rate in the UK. ONLEVEL reserve the right to prove and assert greater damages caused by such default.

3.4 The customer shall only be entitled to withhold or offset payments, if counterclaims are having the force of law or are undisputed.

3.5 ONLEVEL reserve the right to supply their goods only on pre-payment or by cash on delivery.

3.6 ONLEVEL is charging the first 3 deliveries to new customers by payment

in advance.

4. Delivery, Delivery Time

4.1 All deliveries shall be made "ex works" Emmerich/Manchester according to Incoterms 2010.

4.2 Partial deliveries are permissible if not all ordered goods are available and in so far as the customer can be reasonably expected to accept such partial deliveries.

4.3 Delivery dates and times are only binding if they are explicitly confirmed in writing as binding between ONLEVEL and the customer.

4.4 Agreed delivery periods are extended by a reasonable period of time - also within primary delay - in the event of unforeseeable impediments that are beyond the control of ONLEVEL, regardless of whether the impediments are suffered by ONLEVEL or their suppliers. In this case, both parties shall be entitled to terminate the contract.

4.5 Decisive for the observance of the delivery date is the day when the (partial) delivery is made available for collection or shipment or the day when the goods are handed over to the forwarding agent.

5. Transfer of Risk, Shipment

5.1 All deliveries shall be affected at the expense and the risk of the customer, without prejudice to whether the shipment of the goods to the customer has been organised by ONLEVEL. This is also applicable if shipping charges are omitted. The transfer of risk shall take place once the goods have been handed over to the forwarding agent or, in the event of collection, to the person responsible.

5.2 If the customer delays in accepting the service or infringes other cooperation duties, the risk of accidental loss or deterioration of the goods will pass to the customer at the moment in which his delay in acceptance commences.

5.3 The selection of the mode of despatch, packing and shipment shall be reserved to ONLEVEL. The customer cannot derive any claims from the selection made by ONLEVEL.

6. Packaging

In compliance with the packaging ordinance, all packaging materials are to be disposed of in a recyclable and environmentally friendly way. If the customer himself carries out the disposal, ONLEVEL cannot be held liable for the resulting costs. If the customer sends back the packaging material to ONLEVEL for disposal, the despatch shall be done at the customer's expenses; any packaging material reaching ONLEVEL with the postage unpaid, shall be refused.

7. Return of Goods

7.1 Goods ordered incorrectly or in excess can be returned by the customer only after acceptance by ONLEVEL and as long as the goods have not been used, are in their original packing and in good and resalable condition. The return of goods will be charged with 20% of the net invoice amount, minimum £ 100.

7.2 Return consignments are mandatorily required to have a return reference number affixed to them and cannot be accepted without this number.

7.3 Return consignments shall only be taken back if their acceptance has been previously agreed in writing with ONLEVEL.

7.4 Return consignments shall only be accepted if the reasons for their return are indicated upon returning the consignment including a return reference number.

8. Warranty

8.1 If ONLEVEL can be held responsible for defects in the purchased goods, ONLEVEL reserves the right to choose between remedy of defects and replacement delivery. In the event of remedy of defects, ONLEVEL shall bear any and all resulting costs and expenses, especially transportation, travelling, work and material expenses, to the extent that these expenses are not increased because the goods have been transported to a place other than the place of fulfilment.

8.2 Should ONLEVEL not be willing or not be able to remedy the defect or

make a replacement delivery, the customer is entitled to withdraw from the contract or demand an appropriate reduction. This is also applicable if remedial action is delayed beyond reasonable periods on grounds for which ONLEVEL can be held responsible.

8.3 Claims for material defects are subject to a limitation period of 12 months beginning with the transfer of risk.

8.4 The customer's warranty rights are subject to the customer's due compliance with inspection and notification stipulations in accordance with § 377 HGB (German Commercial Code).

8.5 Any and all illustrations, indications and descriptions in illustrations, flyers, catalogues and advertisements are approximate in nature and cannot be regarded as quality description. Such indications are only binding if they have been expressly agreed to define the quality of the goods.

8.6 All technical data, especially information on dimensions, have been thoroughly compiled. They comply with the current state of the art at the time of publication. Changes might result from necessary technical amendments. Liability for damages caused by wrong dimensions is expressly denied. Production-related deviations in measures, contents, weights and colours are permissible within the scope of normal industry tolerances. All published and distributed technical data, explanations and instructions concerning conditions of use and installation, are to be observed by the customer.

9. Advice

If application-oriented advice by ONLEVEL staff is required, this advice always complies with the current state of development. The advice will be given by qualified ONLEVEL staff or authorised ONLEVEL partners observing the principles of proper execution of work. The selection of the appointed employees and service partners is reserved to ONLEVEL.

A guarantee of successful performance is not given - unless agreed otherwise in writing - as the successful performance depends on different factors which are not verifiable through application-oriented advice. The advice does not exempt the customer from testing the suitability of the product for the intended purpose and processes.

10. Liability

10.1 ONLEVEL shall be liable:

- a) for damages caused intentionally or by gross negligence by the company itself and their legal representatives or agents,
- b) according to the prevailing product liability law,
- c) for injury to life, physical injury or damage to health which ONLEVEL, their legal representatives or agents are to be held responsible for.

10.2 ONLEVEL is liable in case of minor negligence if they, their legal representatives or agents violate an important contractual obligation (cardinal obligation), fulfilment of which is essential for due implementation of the contract and which the contractual partner can reasonably expect to rely on. Otherwise there is no liability in case of minor negligence.

10.3 In the event of property damage and financial loss, the liability of ONLEVEL for minor negligence is limited to the typical, foreseeable damage. Liability is excluded for any other remote consequential damages.

11. Retention of Ownership

11.1 ONLEVEL retain ownership of the delivered goods until complete fulfilment of all obligations resulting from the business relationship with the customer.

11.2 The customer is entitled to sell goods subject to retention of title within the course of ordinary business; however, the customer hereby assigns to us in advance any claim to the amount of the invoice total (including value added tax) of our claim which the customer may have against his clients or third parties; irrespective of whether the goods subject to retention of title were resold without or after processing. The customer shall remain entitled to collect this claim even after assignment. The authorisation of ONLEVEL to collect the debts themselves, shall remain unaffected. However, they undertake not to collect the claims as long as the customer meets his payment obligations, is not in default of payment, no insolvency proceedings are instituted over his

assets or payments are suspended. In this case, the customer shall be obliged to disclose to ONLEVEL the receivables assigned and their debtors, give all information required for collection, surrender associated documentation and notify the debtors (third parties) about the assignment.

11.3 The customer is entitled to process the reserved goods. The authorisation ends with the definite suspension of payments or if insolvency proceedings are instituted over the customer's assets. Any processing or transformation of the goods is always done for ONLEVEL. If the reserved goods are processed with other objects, ONLEVEL shall be entitled to co-ownership of the new object in a ratio equal to the value of the deliverables to the other goods that were processed at the time of processing. For the object arising from such processing the same applies as for the goods delivered subject to retention of title. If the goods supplied under reservation of title are inseparably combined or mixed with other goods not belonging to ONLEVEL, then ONLEVEL shall acquire co-ownership of the new item created in the ratio of the value of the goods, delivered subject to retention of title, to the value of the other goods combined or mixed at the time of mixing. If mixing is performed in such a manner that the item of the customer is to be regarded as the principal item, then it is deemed agreed that the customer transfers to ONLEVEL a proportional co-ownership. The customer shall hold the sole or joint ownership for ONLEVEL.

11.4 If the customer defaults in payment or fails to fulfil his obligations under the retention of ownership, ONLEVEL may set a reasonable extension of time for performance or subsequent performance. In the event of this period expiring without result, ONLEVEL shall be entitled to withdraw from the contract and to take back the delivered goods. For this purpose, the customer shall send an accurate statement of all goods that have been delivered to him subject to retention of ownership, separate the goods and hand them over to ONLEVEL. After a warning with a reasonable time limit, the goods may be sold for the best possible price on the open market, setting off the price charged to the purchaser.

11.5 The customer is obliged to treat the purchased item with care; he is especially obliged to insure it sufficiently at his own expense against fire, water and theft damages to the replacement value. Should maintenance and inspection work be necessary, the customer must perform such work in good time and at his own expense. Seizure or other third party interventions are to be notified immediately in writing.

11.6 Upon request, ONLEVEL shall release the delivered goods subject to retention of ownership and items or claims that have replaced them, in so far as the realisable value of the securities exceeds the obligations to be secured by more than 20%; ONLEVEL shall be responsible for the selection of securities to be released.

12. Data Protection

The customer acknowledges that, Data Protection Act, personal data obtained from the contractual relationship are stored by ONLEVEL for the purpose of data processing. No data will be passed on to third parties.

13. Place of Performance, Court of Jurisdiction, Applicable Law

13.1 At the option of ONLEVEL, the place of performance shall either be the competent court of jurisdiction for the ONLEVEL headquarters or the customer's headquarters, in so far as the customer is a merchant, an entity of public law or special funds of public law.

13.2 The place of performance for delivery shall be the place where the goods are stored for the purpose of being despatched or handed over to the customer. The place of performance for paying the purchase price and for fulfilling all other contractual obligations shall be Emmerich/Manchester.

13.3 For all legal relationships and disputes between the contractual parties arising from this contract, the English Law of Contract shall apply exclusively, excluding the UN Sales Convention.

Last update: 01/03/2017



Chlebny, s. r. o.

Jana Palacha / Devotyho 1625

530 02 Pardubice

Česká republika

t +420 46 66 34 170

e info@chlebny.cz

i www.zabradlizeskla.cz